

Virtual Field Trip: Under the Canopy Part 2

Materials: internet access

Preparation: Preview the video.

Instructions:

1. Go to Youtube.com.
2. Place link in the search box:
https://www.youtube.com/watch?v=oAnDo_LqYRg
3. Watch video with your child.
4. Ask questions about the video, ex:
"What types of birds did you see?"




The Great Kapok Tree

Materials: internet access

Preparation: Preview the video.

Instructions:

1. Go to Youtube.com.
2. Place link in the search box:
<https://www.youtube.com/watch?v=J1Teb-jTYl>
3. Listen to this read aloud book with your child.
4. Ask questions related to the story, ex:
"Who lived in the tree?" "How do the animals in the rainforest depend on the Great Kapok Tree?"



The Tallest Kapok Tree

Materials: various items around the house (blocks, cardboard tubes, craft sticks, tape measure, tape - use your imagination and your recycle bin)

Preparation: Gather all materials.

Instructions:

1. Encourage your child to build a Kapok tree using the materials.
2. Have your child measure the tree.
3. Ask: "How tall is your tree?" "Can you redesign it to make it even taller?" "What animals live in a Kapok tree?" "Why are tall trees important in the rainforest?"



Canopy Fun

Materials: flat sheet (twin for 2 people), small items (tennis balls, toys, etc.)

Preparation: Gather all materials.

Instructions:

1. Each participant takes an end of the sheet and fans it upward like an umbrella. Then go underneath while holding the sheet making a tent.
2. Now, take various items and place on the middle of the sheet. While each participant holds an end, make the items bounce high trying to not let it fall on the floor.



Virtual Field Trip: Swing Through the Trees

Materials: internet access

Preparation: Preview the video.

Instructions:

1. Go to Youtube.com.
2. Place link in the search box:
<https://www.youtube.com/watch?v=yqzVI0CSKCU>
3. Watch video with your child.
4. Ask questions about the video, ex: "What does the tail serve as for the spider monkey?"




Grumpy Monkey

Materials: internet access

Preparation: Preview the video.

Instructions:

1. Go to Youtube.com.
2. Place link in the search box:
<https://www.youtube.com/watch?v=vXCLMdUEW9c>
3. Listen to this read aloud book with your child.
4. Ask questions related to the story, ex: "What can you do when you are grumpy?" "How can you feel better?"




Let's Measure

Materials: book, crayons, paper, paper clips, pencil, spoon, string, water bottle

Preparation: Gather all materials and cut string.

Instructions:

1. Encourage your child to measure items around the house using the various materials.
2. Have him/her record it down on paper by drawing and writing the results.
3. Help your child explain why the measurements are different and what happens when he/she measures using a bigger unit versus a smaller unit.



Twisting Hands and Feet

Materials: paper, pencil, scissors (child-sized), tape

Preparation: Gather all materials.

Instructions:

1. Help your child trace both hands and feet. Then encourage him/her to cut them out. (Assist if needed.)
2. Assist your child in taping hands and feet to the floor.
3. Encourage your child to get in multiple positions by placing hands and feet to her taped hands and feet. Move the paper hands and feet and repeat.



Virtual Field Trip: 10 Most Beautiful Birds of Amazon Forests

Materials: internet access

Preparation: Preview the video.

Instructions:

1. Go to Youtube.com.
2. Place link in the search box:
<https://www.youtube.com/watch?v=D7najMMQ1Vg>
3. Watch video with your child.
4. Ask questions about the video, ex:
"What was your favorite bird?" "How did the birds differ from each other?"




Two Can Toucan

Materials: internet access

Preparation: Preview the video.

Instructions:

1. Go to Youtube.com.
2. Place link in the search box:
<https://www.youtube.com/watch?v=73EdYGFUyCI>
3. Listen to this read aloud book with your child.
4. Ask questions related to the story, ex:
"How did Toucan get his name?"



Hand and Footprint Toucan

Materials: glue, markers (or crayons), paper, pencil, scissors (child-sized)

Preparation: none

Instructions:

1. Encourage your child to trace his/her hand and foot. Cut out each. (Assist if needed.)
2. Color the hand and foot black.
3. Have your child glue his/her bird to the paper using the foot as the body and the hand as the wing.
4. Have your child add a colorful beak and legs.
5. Enjoy the beautiful toucan!



Bird Walk

Materials: family members

Preparation: none

Instructions:

1. Go out with your child and walk around your neighborhood.
2. Encourage your child to look for birds.
3. Look up the names of the birds you find if you do not already know them.
4. When you get home, have your child draw a couple of the birds he/she saw.



Virtual Field Trip: Sloth Facts for Kids

Materials: internet access

Preparation: Preview the video.

Instructions:

1. Go to Youtube.com.
2. Place link in the search box:
<https://www.youtube.com/watch?v=9qdxBpyV24k>
3. Watch video with your child.
4. Ask questions about the video, ex:
"What is a unique feature of a sloth?"




The Very Sleepy Sloth

Materials: internet access

Preparation: Preview the video.

Instructions:

1. Go to Youtube.com.
2. Place link in the search box:
<https://www.youtube.com/watch?v=PkGa222MNO8>
3. Listen to this read aloud book with your child.
4. Ask questions related to the story, ex:
"What does sloth do to challenge the other animals?" "What are you best at?"



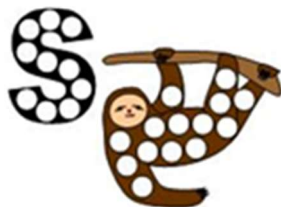
S is For Sloth

Materials: paper, pencil

Preparation: none

Instructions:

1. Encourage your child to go on a scavenger hunt (inside or outside) looking for items that start with the letter S.
2. After finding the S items, encourage your child to write the letter S (upper and lowercase) on the paper. Then write the names/draw the items he/she found.




Sloth Yoga

Materials: internet access

Preparation: Preview (or print out) the yoga poses at the website below.

Instructions:

1. Go to:
<https://www.kidsyogastories.com/sloth-yoga/>
2. Encourage your child to try the 5 sloth yoga poses.
3. Make it more interesting by doing the yoga poses with your child.



Virtual Field Trip: 10 Most Beautiful Parrots on Planet Earth

Materials: internet access

Preparation: Preview the video.

Instructions:

1. Go to Youtube.com.
2. Place link in the search box:
<https://www.youtube.com/watch?v=BLCKxQBjKQ4>
3. Watch video with your child.
4. Ask questions about the video, ex:
"What is the average life span for most parrots?" "Name your favorite parrot."



If You Were A Parrot

Materials: internet access

Preparation: Preview the video.

Instructions:

1. Go to Youtube.com.
2. Place link in the search box:
<https://www.youtube.com/watch?v=98t4qzzMe4g>
3. Listen to this read aloud book with your child.
4. Ask questions related to the story, ex:
"What would you do if you were a parrot?"



Bird Egg Codes

Materials: bowl, paper, pen, plastic eggs

Preparation: Write instructions and put them inside the eggs (read a book, set the table, clean your room, run in place, etc.). Place the eggs in a bowl.

Instructions:

1. Encourage your child to choose an egg and open it.
2. Have your child follow the directions inside.
3. Continue activity until the eggs are all open and completed.



Parrot Dance

Materials: internet access

Preparation: Preview the video.

Instructions:

1. Go to Youtube.com.
2. Place link in search box:
<https://www.youtube.com/watch?v=FD9h7kKL9Yg>
3. Encourage your child to spell out parrot and dance along. Allow your child to get creative being a parrot.

