

Virtual Field Trip: Touring the Rain Forest

Materials: Internet access

Preparation: Preview video.

Instructions:

1. Go to Youtube.com
2. Place the link in the search box:
<https://www.youtube.com/watch?v=JEsV5rqbVNQ>
3. Watch video with child.
4. Ask questions about the video. I.e., "What does habitat mean?"




If I Ran the Rain Forest

Materials: internet access

Preparation: Preview the video.

Instructions:

1. Go to Youtube.com.
2. Place link in the search box:
<https://www.youtube.com/watch?v=6LPhlt66BnQ>
3. Listen to this read aloud book with your child.
4. Ask questions related to the story. i.e. "How many layers are there in a rainforest?"



First Layer Please

Materials: construction paper, crayons (markers or paint will work as well)

Preparation: Review story and/or video.

Instructions:

1. Discuss and find animals that make the first layer of the rainforest their home.
2. Draw a picture of the first layer and animals that call it home.



From a Snake Point of View

Materials: none

Preparation: none

Instructions:

1. Find an open area.
2. Encourage your child to lay on their stomach and slither like a snake.
3. Ask your child to describe what they see and how the view may be different.
4. Enhance the activity by doing the activity with your child. You may be amazed of what you may find.



That's My Song

Materials: internet access

Preparation: Preview video.

Instructions:

1. Go to Youtube.com.
2. Place link in the search box;
https://www.youtube.com/watch?v=F000UK_kUg4
3. Watch video and sing along with child.
4. Encourage child to mimic movements.



Anaconda Fun Facts

Materials: internet access

Preparation: Preview video.

Instructions:

1. Go to Youtube.com.
2. Place link in the search box:
<https://www.youtube.com/watch?v=mqzZGZbmRFE>
3. Listen to these fun facts about anacondas with your child.
4. Ask related questions. i.e. "What family is the anaconda in?"



How Long?

Materials: tape measure or ruler (anything that can be used as a form of measurement)

Preparation: Review Anaconda Fun Facts video.

Instructions:

1. Recently an anaconda was measured at 33 feet!
2. Go outside and find an open area.
3. Measure the distance of 33 feet. (You may have to do mark offs until you complete the distance.)
4. Help your child to measure it.



Running of the Anaconda

Materials: any objects for marking distance

Preparation: Distance of How Long? Activity.

Instructions:

1. With the measurement from How Long activity, use objects to mark the distance from start and finish point.
2. Encourage your child to run from one end to the other.
3. Repeat if child enjoys.
4. Make it fun! Have several races. Hop, skips, and/or jumps.



Rain Forest Facts

Materials: Internet access

Preparation: Preview video.

Instructions:

1. Go to Youtube.com.
2. Place link in the search box;
<https://www.youtube.com/watch?v=QyElwkusTdo>
3. Watch video with child.
4. Ask questions about the video. I.e., "Where is the largest rain forest located?"




Camouflage

Materials: internet access

Preparation: Pre-read the story.

Instructions:

1. Go to Youtube.com.
2. Place link in the search box:
<https://www.youtube.com/watch?v=6LPhlt66BnQ>
3. Review story. Pause video at 4:33.
4. Can you find the six animals hiding in the picture? See who finds all six first!



Camouflage Art

Materials: construction paper, crayons (markers or paint will work as well)

Preparation: Review and discuss camouflage.

Instructions:

1. Using materials, create a scene of the rainforest.
2. Draw several animals camouflaged for safety.
3. Parents: Can you find the hidden animal(s)?



Hide and Seek

Materials: clothes that match items at home

Preparation: none

Instructions:

1. Put on clothes that match items in your home (white shirt for white walls).
2. Child closes eyes and counts to 20.
3. Try to camouflage within your soundings.



Virtual Field Trip: A Trip to the Amazon Rainforest

Materials: internet access

Preparation: Preview video.

Instructions:

1. Go to Youtube.com.
2. Place link in the search box:
https://www.youtube.com/watch?v=KMdD6TTDZ_g
3. Watch video with your child.
4. Ask questions about the video. I.e., "How do trees help save energy?"



We're Roaming in the Rainforest

Materials: internet access

Preparation: Preview the video.

Instructions:

1. Go to Youtube.com.
2. Place link in the search box:
<https://youtu.be/Qtg9BZnqMQ4>
3. Listen to this read aloud book with your child.
4. Ask your child to list some rhyming words he/she heard.



Mixed Up Chameleon

Materials: chameleon template, cups, fastener, food coloring, glue, internet access, paintbrush or cotton swab, paper plates (2), scissors, water

Preparation: Use the below link to find (and print if possible) the template. Gather all materials.

<https://www.pinterest.com/pin/457748749610120555/>

Instructions:

1. Mix water and food coloring to desired colors.
2. Have your child paint their plate. While drying have your child cut out chameleon and trace on one of the plates. Cut out the chameleon on the plate.
3. When painted plate is dry attach under the cut-out plate with fastener. Then have fun changing colors.



Move Like a Lizard

Materials: none

Preparation: none

Instructions:

1. In your home find an open area.
2. Encourage your child to get in a push up position. Then have your child move one hand forward with that same leg, then the others.
3. Ask your child to describe what it feels like. Explain a lizard can't lift his body so he must crawl.
4. Enhance the activity by doing the activity with your child. You may be amazed of what you may find.



Virtual Field Trip: Lizards of Madagascar

Materials: internet access

Preparation: Preview video.

Instructions:

1. Go to Youtube.com.
2. Place link in the search box:
<https://www.youtube.com/watch?v=LekCM-HqpPI>
3. Watch video with your child.
4. Ask questions about the video. I.e., "How did the chameleon catch his prey?"




The Umbrella

Materials: crayons or colored pencils, internet access, paper

Preparation: Gather materials.

Instructions:

1. Go to Youtube.com.
2. Place link in the search box:
<https://www.youtube.com/watch?v=dS8lzbgt8gc>
3. Listen to this read aloud book with your child.
4. Ask your child to draw the animals in *The Umbrella*. Have your child make up his/her own story.



Rainforest Cookies

Materials: internet access

Preparation: Preview the website and gather all required ingredients for the recipe.

Instructions:

1. Use the link below to get the recipe for the Rainforest Cookies:
<https://www.food.com/recipe/rainforest-cookies-101972>
2. Invite your child to mix ingredients with you. Have conversations about measuring and what he has learned this week.
3. Enjoy the cookies as a family.



Camouflage Outfit

Materials: child's clothes

Preparation: none

Instructions:

1. Have your child choose different clothing he can use to camouflage himself in various areas inside and outside of the house.
2. Encourage your child to put on his/her first outfit and hide. Then you try and find him/her.
3. Continue trying out various clothing and areas. Make sure to have your child put up each piece of clothing before choosing another article.
4. Enhance the activity by doing the activity with your child. You may be amazed of what you may find.