

**5 YEAR OLD**

---

Week

**38**

---

**Smart Activities**



**SMART CHOICE. SMARTER CHILD.®**

## Sight Words: Word Set 7 Listen & Repeat

**Materials:** paper, pencil, internet access, website:

<https://youtu.be/nAKl0zRquUM>

**Preparation:** Preview video.

**Instructions:**

1. Watch video with your child encouraging him/her to follow the directions saying the words.
2. After the video has ended, help your child write the words he/she learned in the video.



## *Rabbit's Pajama Party*

by Stuart J. Murphy


**Materials:** internet access, website:

<https://youtu.be/hkt40u2bh-M>

**Preparation:** Preview video.

**Instructions:**

1. Listen to the read aloud book with your child.
2. Ask questions, ex: "What did the animals eat at the party?" "What did the animals sleep put on and sleep in?" "What did they do when they were supposed to be asleep?"



## Pajama Party Events

**Materials:** paper, pencil, markers, crayons, colored pencils

**Preparation:** Watch the story *Rabbit's Pajama Party* again.

**Instructions:**

1. Give your child the paper and supplies and ask, "What happened first?" "What happened next?" "Then what happened?" "What was the last thing that happened?"
2. Make a timeline for the story. For example, at 5:00 the friends arrive, at 6:00 they eat pizza, and so on.
3. Have your child draw pictures to match the timeline. This helps him/her understand how time elapses.



## Pillowcase Shuffle

**Materials:** pillowcase

**Preparation:** Locate an open, safe area.

**Instructions:**

1. Give your child the pillowcase.
2. Encourage your child to place his/her feet inside and scoot around on his/her bottom forwards and backwards.
3. To extend the activity, create starting and finish lines to see how fast your child can do the Pillowcase Shuffle.



## Giving Is Better

**Materials:** internet access, website:

[https://youtu.be/UdgALI\\_UgUg](https://youtu.be/UdgALI_UgUg)

**Preparation:** Preview video.

**Instructions:**

1. Talk about the word "generous" meaning "being kind to others."
2. Watch the video with your child.
3. Ask questions about the video, ex: "How did the fox learn about generosity?" "What made him recognize how to be generous/kind?"



## Pyjama Day!

by Robert Munsch


**Materials:** internet access, website:

<https://youtu.be/lmYjC0IdY9g>

**Preparation:** Preview video.

**Instructions:**

1. Listen to the read aloud story with your child.
2. Ask questions, ex: "Why did Andrew need new pajamas?" "What was the problem with the pajamas at each store?" "What happened when he put on his new pajamas?" "What happened when the principal put on the pajamas?"



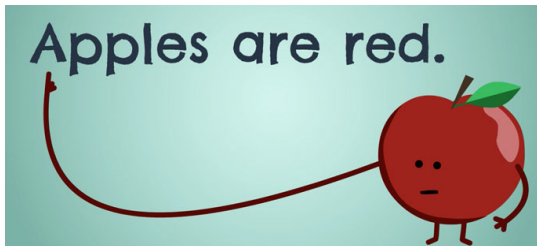
## Capital Letter

**Materials:** Capital Letter template, paper, pencil, scissors

**Preparation:** Cut sentences apart.

**Instructions:**

1. Show your child the sentences. Discuss how sentences need to start with a capital letter.
2. Give your child one of the sentences and ask him/her what needs to be changed?
3. Discuss and help your child, if needed, to make the correct change(s).
4. Continue with the remaining sentences.



## Pajama Dance Party

**Materials:** pajamas, age-appropriate dance music

**Preparation:** Locate your child's favorite songs.

**Instructions:**

Put on your pajamas, turn on some fun music, and have a dance party.



## Exclamation Point

**Materials:** paper, pencil, scissors, Exclamation Template

**Preparation:** Print template. Cut apart sentences.

**Instructions:**

1. Show your child the sentences and read them using an excited voice for the sentences needed an "!" at the end.
2. Discuss why and when to use the end marks ".", "?", and "!".



## Llama Llama Red Pajama

by Anna Dewdney


**Materials:** internet access, website:

<https://youtu.be/DUWU58pVcwM>

**Preparation:** Preview video.

**Instructions:**

1. Listen to the read aloud story with your child.
2. Identify the rhyming words as they are read.
3. Encourage your child to make up rhyming words using the words "red" and "run."



## Go Pajamas

**Materials:** cardstock, scissors, Go Pajamas template

**Preparation:** Print template. Cut cards apart.

**Instructions:**

1. Show your child the cards and talk about each picture.
2. Say, "We're going to play a game called 'Go Pajamas.'"
3. Explain the rules of the game: Each player gets 5 cards and the rest are placed faced down. Then youngest player goes first and ask the player to the right "Do you have any (describe picture on the card) and then the player gives over the correct card or says "Go Pajamas" and he/she will draw from the pile.
4. As pairs are made, place in front and the one with the most pairs is the winner.

## Kick It In

**Materials:** ball (small), laundry basket

**Preparation:** Set up laundry basket.

**Instructions:**

1. Give your child the ball and encourage him/her to kick the ball into the basket.
2. First have your child kick it straight. Then, do it with each side of his/her foot.




## PB & J Sequencing

**Materials:** bread, knife (plastic), jelly, peanut butter (substitute almond/soy butter), plate, scissors, PB & J Sequencing template

**Preparation:** Print template and cut apart.

**Instructions:**

1. Talk about the steps to make a Peanut Butter and Jelly Sandwich.
2. Show your child the pictures and have him/her put them in the correct sequential order.
3. Add some fun and have your child make his/her own PB & J sandwich.



## Pajama Pirates

by Andrew Kramer

**Materials:** internet access, website:

<https://youtu.be/25nUOBt14jo>

**Preparation:** Preview book.

**Instructions:**

1. Listen to the read aloud story with your child.
2. Ask questions, ex: "What happens when the moon comes out?" "How did they know which way to go?" "How did the pajama pirates win the battle?" "What happens when they walk the plank?"



## My Lava Night Lamp

**Materials:** cooking oil, water, food coloring, glass jar, effervescent tablets

**Preparation:** Gather materials.

**Instructions:**

1. Assist your child with filling the jar about 2/3 of the way with oil.
2. Next, fill the jar the rest of the way with water.
3. Have your child choose a color and add a few drops. Discuss what he/she is seeing.
4. Then, you add the effervescent tablet and have him/her describe what is happening.



## The Pyjama Song

**Materials:** internet access, website:

<https://youtu.be/rz2I90hq1Xc>

**Preparation:** Locate an open, safe area to dance with the song. Get in your pajamas.

**Instructions:**

1. Say, "We are going to dance and sing along with the song in our pajamas."
2. If interest remains, find other age-appropriate music to dance to.



## Magic Sight Words

**Materials:** crayon (white), markers, paper

**Preparation:** Write sight words on paper for your child to copy ("at", "play", "yes").

**Instructions:**

1. Have your child copy the sight words on his/her paper using only a white crayon.
2. Then, have your child color over the white crayon writing with his/her markers and watch the sight words magically appear.
3. Assist when necessary.



## Piggies in Pajamas

by Maggie Smith


**Materials:** internet access, website:

<https://youtu.be/uvow7mqVN9A>

**Preparation:** Preview video.

**Instructions:**

1. Listen to the read aloud story with your child.
2. Ask questions, ex: "Where was mama while the piggies were playing?" "What did they pretend to do?" "Can you name some of the rhyming words you heard in the story?"



## My Slumber Pillowcase

**Materials:** pillowcase, permanent markers, pencil, cardboard

**Preparation:** Place cardboard inside pillowcase.

**Instructions:**

1. Show your child the pillowcase and markers.
2. Say, "You get to decorate your own pillowcase using these markers. First, draw your idea in pencil on the pillowcase and then use the markers."



## Slipper Box Sliding

**Materials:** scissors, shoeboxes (2) with lids, tape

**Preparation:** Tape lids securely to the boxes. Cut slits in the lids about 1" x 4" long. Locate a safe, open area.

**Instructions:**

1. Have your child place his/her feet inside each box.
2. Say, "I will say a sentence while you are moving around, and you tell me if it needs a period, question mark, or exclamation mark."



**the boy wore his pajamas.**

**the girl likes to play the piano.**

**yes, I would like a cookie.**

**the dog is at the vet.**

## Exclamation Template

Llama Llama screams, “Mama come here now”

Llama Llama feels alone without his Mama

What is Mama doing

Mama Llama, Run, Run, Run

Baby Llama, what a tizzy



Go Pajamas Template



Go Pajamas Template



Go Pajamas Template





Go Pajamas Template



Go Pajamas Template



Go Pajamas Template



Go Pajamas Template




# Go Pajamas Template





# Go Pajamas Template



# Go Pajamas Template



**PB & J Sequencing Template**

