

5 YEAR OLD

Week

22

Smart Activities



SMART CHOICE. SMARTER CHILD.®

The Family Song

Materials: internet access, website:

https://youtu.be/ii_LtHrEiao

Preparation: Preview video.

Instructions:

1. Encourage your child to join you.
2. Say, "We are going to sing the "Family Song!"
3. Encourage your child to sing along.



Me and My Family Tree

by Joan Sweeney


Materials: internet access, website:

<https://youtu.be/O-sls-CzzlQ>

Preparation: Preview video.

Instructions:

1. Enjoy this wonderful story about a young girl describing her family tree!
2. Ask questions about the story, ex: "What does she call her mother and father parents?" "Who is Alice and how is she related?"



My Family Tree

Materials: construction paper, crayons

Preparation: Gather materials.

Instructions:

1. Say, "We are going to create our family tree!"
2. Provide materials for your child.
3. Discuss family members and their relationships with your child.
4. Write names and/or draw pictures of family members and their relationships.



Dancing Time!


Materials: internet access, website:

<https://youtu.be/cZeM18fPbvI>

Preparation: Find or create an open area. Preview video.

Instructions:

1. Say, "It's dancing time!"
2. Enjoy listening to the song and following movements and directions.
3. Repeat activity if interest remains.



Friendship

Materials: internet access, website:

<https://youtu.be/59tKI37x1d4>

Preparation: Preview video.

Instructions:

1. Say, "We are going to watch a video about friendship!"
2. Ask questions about the video, ex: "What are some things friends do for each other?" "Do friends always agree?"



Old Friends New Friends

by Andrew Daddo


Materials: internet access, website:

<https://youtu.be/AJBp0CEgohE>

Preparation: Preview video.

Instructions:

1. Enjoy this wonderful story about a young girl's first day at school!
2. Ask questions about the story, ex: "Why were her hands soggy?" "What does her grandfather say to help her when she is sad?"



How Tall am I

Materials: paper, pencil, ruler, yard stick

Preparation: Gather materials. Find or create an open area.

Instructions:

1. Say, "We are going to measure ourselves!"
2. Encourage your child to lay on flat on his/her back on the floor.
3. Utilize measuring tool to measure length and record.
4. Enhance activity by allowing your child to measure you and using different measurements, ex: centimeters, yards, etc.



Salt Dough Day 1

Materials: 2 cups of flour, 1 cup of salt, 1 cup of water

Preparation: Gather materials. Prepare area. Wash hands prior to and after activity.

Instructions:

1. Encourage your child to join you.
2. Say, "We are making salt dough!"
3. Combine flour and salt in bowl and mix with a spoon.
4. Add water slowly until it forms a ball. You may add more water, but you do not want sticky dough.
5. Knead 7-10 minutes until firm.
6. Place in bag and refrigerate.



Sam's Neighborhood

Materials: internet access, website:

<https://youtu.be/BqL7BRhmy4c>

Preparation: Preview video.

Instructions:

1. Encourage your child to join you.
2. Say, "We are going to watch a video about a neighborhood!"
3. Ask questions about the video, ex: "Where would Sam go to see dinosaur bone?" "Who works at Sam's school?"



Franklin's Neighborhood

by Paulette Bourgeois


Materials: internet access, website:

<https://youtu.be/jXz mh-b6RXg>

Preparation: Preview video.

Instructions:

1. Enjoy this wonderful story about Franklin trying to think what does he like best about his neighborhood?
2. Ask questions about the story, ex: "What did Beaver like best about his neighborhood?" "How was President of the chess club?"



My Neighborhood

Materials: construction paper, crayons, paint, paintbrush, pencil

Preparation: Gather materials. Prepare area.

Instructions:

1. Say, "We are going to draw a picture of what you like best about our neighborhood!"
2. Provide materials and discuss with your child what is in your neighborhood.
3. Encourage your child to illustrate what he/she likes best in your neighborhood!



Neighborhood Maze

Materials: camera, painters' tape (can also use household objects; if outside use chalk), pictures of your neighborhood

Preparation: Gather materials and create a maze. Place various neighborhood items/pictures in the maze.

Instructions:

1. Say, "We are going through our neighborhood maze!"
2. As your child goes through the maze and locates item, discuss what he/she likes best about it.
3. Continue learning together until he/she has completed the maze.



Trip to the Grocery Store

Materials: internet access, website:

<https://youtu.be/XTVnATGu5d0>

Preparation: Preview video.

Instructions:

1. Say, "We are going on a virtual trip to the grocery store!"
2. Ask questions about the video, ex: "What will happen when we eat the 'colors of the rainbow?'" "How many sections of the grocery store did they visit to complete their plate?"



A Rainbow of Friends

by P.K Halinan


Materials: internet access, website:

<https://youtu.be/L30HSigKHhY>

Preparation: Preview video.

Instructions:

1. Enjoy this wonderful story about friendship!
2. Ask questions about the story, ex: "What happens when friends work together?"



Handy Measuring Tool

Materials: construction paper, crayons, scissors

Preparation: Gather materials. Prepare area. Find or create an open area.

Instructions:

1. Say, "We are going measure you by your hands!"
2. Encourage your child to trace his/her hands several times.
3. After hands are traced, cut them out.
4. Encourage your child to lay on the floor and count out each handprint as it is placed beside him/her.
5. Ask, "How many handprints tall are you?"



Salt Dough Take 2

Materials: cup (with water), dough from previous activity, paint, paintbrush

Preparation: Gather materials. Prepare area.

Instructions:

1. Say, "We are going make our own creation with the dough!"
2. Encourage your child to create any item of interest.
3. After your child has made his/her creation, paint dough and allow to dry.



Trip to the Library

Materials: internet access, website:

https://youtu.be/dpTMfX_Ak3A

Preparation: Preview video.

Instructions:

1. Say, "We are going on a virtual trip to the library!"
2. Ask questions about the video, ex: "What type of librarian is Emily?" "What does Emily do?" "What will you need to checkout a book at the library?"



Me on the Map

by Joan Sweeney


Materials: internet access, website:

https://youtu.be/v_gUK8U9dE0

Preparation: Preview video.

Instructions:

1. Enjoy this wonderful story about a young girl's place in the world!
2. Ask questions about the story, ex: "What street does she live on?" "What state does she live in?"



My Surroundings

Materials: bag, chart paper, index cards, marker, tape

Preparation: Write names of people, places, and things on index cards (one noun per card). Write the three categories on the chart paper.

Instructions:

1. Say, "We are to discuss the world that surrounds us."
2. Discuss what your child sees as people, places, and things.
3. Encourage him/her to pull an index card out of the bag and place in the appropriate section.
4. Praise for effort!

nouns		
people	places	things
teacher	door	stone
school	shoe	walmart
pen	Area	

Measuring My Surroundings

Materials: paper, measuring tool (ruler, yard stick, handprints from previous activity)

Preparation: Gather materials.

Instructions:

1. Say, "We are going to take measurements of items in our surroundings!" (Examples of things to measure are chair, sofa, door, etc.)
2. Encourage your child to utilize various measuring tools and record his/her findings on paper.

