

Week 15 SERIES 1100-1250

LEARNING GOALS

- Demonstrate understanding of words through actions and/or conversations
- Make more controlled scribbling
- Order a few objects by characteristic with assistance
- Dance to become engaged in music and movement
- Use emerging vocabulary to describe basic weather
- Recognize simple patterns in the environment
- Recognize and name two dimensional shapes with adult guidance (rectangle)
- Understand his/her family and have an emerging awareness of his/her own culture and ethnicity
- Make more controlled scribbling

DAILY SCHEDULE

Morning Routine
 (Brush teeth, get dressed, breakfast)
Curriculum Activity
 Snack
 Independent Play
Brain Waves
 Lunch
 Rest/Nap
Curriculum Activity
 Outdoor Play
 Evening Routine

MATERIALS NEEDED

- | | |
|---|---------------------------------|
| ▪ bubble solution and wand | ▪ marker |
| ▪ clothing (summer and rainy) | ▪ masking tape |
| ▪ colorful blocks | ▪ music with rain sounds |
| ▪ construction paper (red, orange, yellow, green, blue, purple) | ▪ paper |
| ▪ crayons | ▪ scissors |
| ▪ hat | ▪ shaving cream (non-menthol) |
| ▪ internet access | ▪ silly music (age-appropriate) |
| | ▪ sunglasses |

CURRICULUM SCHEDULE

MONDAY

Language/Literacy: *Reading Rainbow*
 Creative Exploration: *Colorful Crayons*
 Brain Waves: *Silly Rabbit*

TUESDAY

Math: *Eight Bubbles*
 Music and Movement: *After the Storm*
 Brain Waves: *Silly Rabbit*

WEDNESDAY

Science: *A Day in the Sun*
 Cognitive Exploration: *Eight is Great*
 Brain Waves: *Silly Rabbit*

THURSDAY

Language/Literacy: *Colorful Feelings*
 Dramatic Play: *Constructing a Rainbow*
 Brain Waves: *Silly Rabbit*

FRIDAY

Social Studies: *We Are Different*
 Sensory Activity: *Scribbling Senses*
 Brain Waves: *Silly Rabbit*

Language/Literacy

Reading Rainbow

Learning Goal: Demonstrate understanding of words through actions and/or conversations


Materials: internet access, website for read aloud *A Rainbow of My Own* by Don Freeman:

<https://www.youtube.com/watch?v=QWn7HAxc9p8>

Preparation: Preview video.

Instructions:

1. Encourage your child to join you.
2. Remind him/her that rainbows appear in the sky after a rainstorm. Say, "We are going to listen to a book about a rainbow."
3. Ask questions about the story, ex: "What did Ned feel when the rainbow wasn't there?" "What did Ned imagine he could do with the rainbow?" "Where did he see the rainbow in his room?"



Creative Exploration

Colorful Crayons

Learning Goal: Make more controlled scribbling

Materials: 3 crayons (colors of the rainbow), masking tape, paper

Preparation: Tape different color crayons together in sets of 3.

Instructions:

1. Encourage your child to join you. Remind him/her of the colors in a rainbow. Show your child the mini rainbow of crayons.
2. Demonstrate how to draw with them making multi-colored lines on the paper. Provide your child with paper and encourage him/her to take different sets of the crayons and draw lines and circles.
3. As your child is drawing, encourage him/her to identify the various colors.



Math

Eight Bubbles

Learning Goal: Order a few objects by characteristic with assistance

Materials: bubble solution and wand, paper, scissors

Preparation: Cut out 3 circular shapes (small, medium, large). Make or gather bubble solution.

Instructions:

1. Encourage your child to join you.
2. Review the colors of the rainbow with him/her. Say, "Bubbles have all the colors of the rainbow inside of them."
3. Show your child the 3 circles and encourage him/her to put them in order by size and identify them. Praise your child's work.
4. Then, begin to blow bubbles and allow your child to pop them. Also, try to blow different sizes and have him/her identify them.



Music and Movement

After the Storm

Learning Goal: Dance to become engaged in music and movement

Materials: music with rain sounds

Preparation: Locate music with rain sounds.

Instructions:

1. Encourage your child to join you.
2. Remind him/her that rainbows come out after a rainstorm or when the sun and rain are happening at the same time.
3. Turn on the music and dance together. Then say, "Let's make a rainbow." Demonstrate by raising your arms above your head to form an arch. Encourage your child to copy. Continue dancing and making rainbows if interest remains.



Science

A Day in the Sun

Learning Goal: Use emerging vocabulary to describe basic weather

Materials: clothing for summer and rain (sunglasses, shorts, umbrella, galoshes, etc.)

Preparation: Gather materials and place on the floor.

Instructions:

1. Encourage your child to join you.
2. Talk to him/her about summer and rain clothing.
3. Show your child the various clothing and have him/her identify when to wear each of them.



Cognitive Exploration

Eight is Great

Learning Goal: Recognize simple patterns in the environment

Materials: construction paper (red, orange, yellow, green, blue, purple), marker, scissors

Preparation: Cut out rectangle shapes from construction paper in a variety of colors and number 1 -8.

Instructions:

1. Encourage your child to join you.
2. Show your child the rectangle shapes and ask him/her to identify the shape. Then, have your child look at the numbers and identify them.
3. Remind him/her that rectangle and rainbow both start with the letter "R."



Language/Literacy

Colorful Feelings

Learning Goal: Demonstrates understanding of words through actions and/or conversations

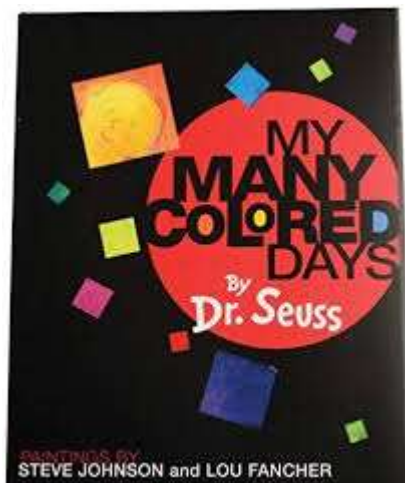
Materials: crayons, paper, internet access, website for read aloud *My Many-Colored Days* by Dr. Seuss:

https://www.youtube.com/watch?v=iR0-5f-L_LQ

Preparation: Preview video and gather materials.

Instructions:

1. Encourage your child to join you.
2. Listen to the story with your child.
3. After the story, discuss the different colors and feelings.
4. Encourage your child to draw a picture of how he/she is feeling.



Dramatic Play

Constructing a Rainbow


Learning Goal: Recognize and name two dimensional shapes with adult guidance (rectangle)

Materials: blocks (various colors and shapes, ex: colorful blocks, tissue boxes wrapped in various colors)

Preparation: Gather materials and place on the floor.

Instructions:

1. Encourage your child to join you.
2. Talk to him/her about the colors of the rainbow and the rectangle shape.
3. Encourage your child to build a colorful structure.



Social Studies

We Are Different

Learning Goal: Understand his/her family and have an emerging awareness of his/her own culture and ethnicity


Materials: internet access, website for read aloud book *We're Different, We're the Same* by Bobbi Kates

<https://www.youtube.com/watch?v=hUrb4SZnxg>

Preparation: Preview video.

Instructions:

1. Encourage your child to join you.
2. As you listen to the story, point out how you and your child are alike and different.
3. After listening to the story, discuss how the world is built like a rainbow and that is what makes each of us special.



Sensory Activity

Scribbling Senses

Learning Goal: Make more controlled scribbling

Materials: shaving cream (non-menthol)

Preparation: Gather shaving cream. Prep and protect area being utilized.

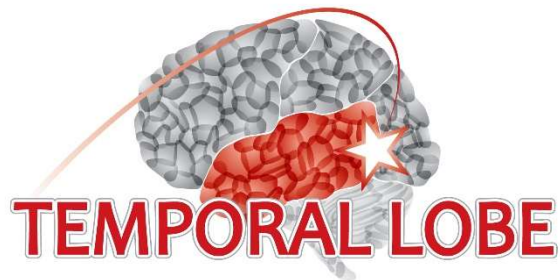
Instructions:

1. Encourage your child to join you.
2. Spray a small amount of shaving cream in front of him/her and say, "This is a rain cloud."
3. Encourage your child to draw raindrops, lightning, sun, and the rainbow using their fingers.



Supporting the Development of the Temporal Lobe

Two main functions of the temporal lobe are auditory processing and memory. This is the part of the brain that deals with hearing and distinguishing different sounds. From infancy, babies are tuned in to sounds in their environment, and since auditory processing is intertwined with language development, supporting the development of the temporal lobe is important.



Hearing Stimulation

Silly Rabbit

Materials: silly music (age-appropriate), hats, sunglasses

Preparation: Find a silly song and gather materials.

Instructions:

1. Encourage your child to join you.
2. Put on a silly hat and sunglasses while encouraging him/her to do the same. Explain to your child that when the music stops, he/she needs to freeze and make a silly face.
3. Turn on the music, dance together and stop the music at different times to make silly faces and laugh.

This activity allows toddlers to practice auditory discrimination.

