

PRE-K

Week

27

Smart Activities



SMART CHOICE. SMARTER CHILD.®

Autumn Is Here!

Materials: internet access, website:

<https://youtu.be/fc9J7oLB-jU>

Preparation: Preview video.

Instructions:

1. Watch the video with your child.
2. Ask questions about the video, ex: "What do you see happening during autumn?" "Why do the leaves change color?" "What happens to the trees in the winter?" "What happens to evergreen trees?"



Goodbye Summer, Hello Autumn

by Kenard Pak

Materials: internet access, website:

<https://youtu.be/SEuyPEgUNdk>

Preparation: Preview video.

Instructions:

1. Listen to the read aloud story with your child.
2. Ask questions about the story, ex: "What season was it changing to?" "What did she see on her walk?" "What changes happen to the leaves, sun, and animals?"



Leaf Counting

Materials: Leaf Counting template, cardstock, scissors, paper, pencil

Preparation: Print template and cut out leaves.

Instructions:

1. Say, "We are going to count to 10 (20 if your child is ready) and then we will match up the leaves by number to name and to the correct number of dots."
2. Encourage your child to match the leaves correctly. Then have him/her write the numbers on paper.



Fall Nature Hunt

Materials: bucket

Preparation: Find an area to look for fall nature items, ex: leaves, pinecones, acorns, etc.

Instructions:

1. Say, "We are going on a Fall Nature Hunt."
2. Encourage your child to find various "Fall" items and place in the bucket.
3. Talk about their texture, where they come from, changes happening due to the season, etc.

*Save items for activity on Day 2.



Fall - Sink or Float

Materials: fall items for Day 1 (pinecones, leaves, sticks, etc.) large container, water, apples, acorns, walnuts, small rock, aluminum pan, paper, pencil

Preparation: Gather materials. Put water in container.

Instructions:

1. Encourage your child to join you with the materials he/she collected on Day 1 plus additional items.
2. Ask your child what items he/she thinks will sink and float. Have him/her draw the answers.
3. Have your child choose an item and place in the water. Was his/her hypothesis correct?
4. Have your child record the results. Keep going until all items have been tested.

We Are Going on a Leaf Hunt

by Steve Metzger


Materials: internet access, website:

<https://youtu.be/XwjeZtq8lkc>

Preparation: Preview video.

Instructions:

1. Listen to the read aloud story with your child.
2. Ask questions related to the story, ex: "What was the first place the children came upon to gather leaves?" "What other things did they see and how did they get through it, around it, under it?" "What did the children run into and had to head back home?"




Squirrel Acorn Match KT

Materials: Squirrel Acorn Match template, cardstock, scissors

Preparation: Print template (this is for Day 2 & 3).

Instructions:

1. Say, "We are going to work on the letters K and T."
2. Show your child the squirrels with the letters and the acorns with the pictures.
3. Encourage him/her to match up the correct acorns to the squirrels.



Fall Leaf Twister

Materials: Fall Leaf Twister template

Preparation: Print template 6 times. Cut out leaves and tape all around an open area. Place duplicates of these leaves in a bag. (Save this activity for Day 4.)

Instructions:

1. Pull a leaf out and instruct your child on how he/she is to touch that leaf. Say, "Put your hand on a red leaf." "Hop on one foot on a yellow leaf." "Sit on a green leaf."
2. Then say, "We are going to jump from here to there. Left to Right, North to South, East to West." Encourage your child to use the visuals and jump in the correct direction.



How Do Squirrels Find Their Nuts?

Materials: internet access, website:

<https://youtu.be/NqdGfKbfUe4>

Preparation: Preview video.

Instructions:

1. Watch the video with your child.
2. Ask questions about the video, ex: "Do squirrels hibernate?" "How many nuts do they gather and how do they find their nuts?" "Where can squirrels be found?" "Why do they shake the nut in their mouth?" "How do they bury their nuts?"



Squirrels Leap, Squirrels Sleep

by April Pulley Sayre


Materials: internet access, website:

<https://youtu.be/Lib1P2cGwOE>

Preparation: Preview video.

Instructions:

1. Listen to the read aloud story with your child.
2. Ask questions, ex: "What colors of squirrels did you see?" "What are some of the things squirrels do?"




Squirrel Acorn Match EV

Materials: Squirrel Acorn Match template, cardstock, scissors

Preparation: Print template (this is for Day 2 & 3).

Instructions:

1. Say, "We are going to work on the letters E and V."
2. Show your child the squirrels with the letters and the acorns with the pictures. Encourage him/her to match up the correct acorns to the squirrels.



Squirrel Relaxation

Materials: blanket, paper, markers, crayons

Preparation: Locate an open area for exploring the sky. Put down a blanket.

Instructions:

1. Say, "We are going to enjoy nature like a squirrel by laying on the blanket and looking up into the sky and trees."
2. Encourage your child to take deep breaths and to describe what he/she sees.
3. After you are done, encourage your child to draw what he/she observed.



My Torn Leaf Tree

Materials: paper (brown, yellow, red, white), glue, pencil, crayons, markers

Preparation: Gather materials.

Instructions:

1. Talk about the fall colors you see on trees and changes happening.
2. Encourage your child to draw a tree trunk and branches using a brown crayon/marker.
3. Then have him/her tear pieces of paper to look like leaves and glue onto the tree.
4. Lastly, have your child write "In the fall, the leaves fall off the tree."



There Was An Old Lady Who Swallowed Some Leaves

by Lucille Colandro

Materials: internet access, website:

https://youtu.be/YwzjH_iJrTo

Preparation: Preview video.

Instructions:

1. Listen to the read aloud story with your child.
2. Ask questions, ex: "Can you name some of the items the old lady swallowed?" "What happened when she finally sneezed?"



Bird Feeder Counting

Materials: ring cereal, pipe cleaner, yarn

Preparation: Gather materials.

Instructions:

1. Say "We are going to count to 10 (20 -if you feel your child is ready) using the cereal."
2. Encourage your child to use the pipe cleaner and thread pieces of cereal, counting as he/she places 10 (or 20) pieces on the pipe cleaner.
3. Once completed, have your child bend the pipe cleaner into a circle and twist together. Then, recount.
4. Add a string and hang on a tree for birds to enjoy.



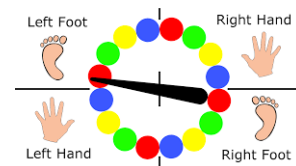
Fall Leaf Twister (Again)

Materials: Fall Leaf Twister template

Preparation: Print template 6 times. Cut out leaves and tape all around an open area. Place duplicates of these leaves in a bag.

Instructions:

1. Pull a leaf out and instruct your child on how they are to touch that leaf. Say, "Put your hand on a red leaf." "Hop on one foot on a yellow leaf." "Sit on a green leaf."
2. Then say, "We are going to jump from here to there. Left to Right, North to South, East to West." Encourage your child to use the visuals and jump in the correct direction.



10 Squirrel Facts You Didn't Know

Materials: internet access, website:

<https://youtu.be/jJo48vN8rvA>

Preparation: Preview video.

Instructions:

1. Watch the video with your child.
2. Ask questions, ex: "How do squirrels find their food in the snow?" "How do squirrels avoid their predators?" "What never stops growing on a squirrel?" "What can happen to the nuts squirrels buried and left in the ground?"



Squirrel's Busy Day

by Lucy Barnard


Materials: internet access, website:

<https://youtu.be/dTEKK99B6Ds>

Preparation: Preview video.

Instructions:

1. Listen to the read aloud story with your child.
2. Ask questions related to the story, ex: "What animal friends did squirrel meet along his way collecting acorns?" "What happened to the wagon when it was full?" "What did squirrels friends help him to do?" "What are friends for?"



Acorn Lacing

Materials: Acorn Lacing template, scissors, yarn/shoestring, cardstock, hole punch

Preparation: Print template (on cardstock). Cut out the acorn and punch holes around the top and/or bottom part.

Instructions:

1. Say "We are going to string together an acorn."
2. Encourage your child to use the yarn to lace the acorn together or around it.



Kicking the Nut Zig Zag

Materials: ball




Preparation: Locate an open area for exercising. Set up obstacles in a zig zag pattern.

Instructions:




1. Say, "Remember squirrels avoid their predators by running in a zig zag pattern. I want you to kick the ball in a zig zag pattern from here to there and back."
2. Encourage your child to follow the directions. Remind him/her that directions are important.



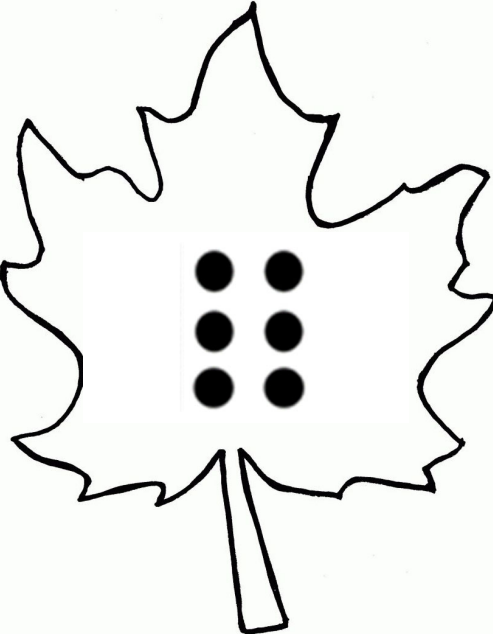

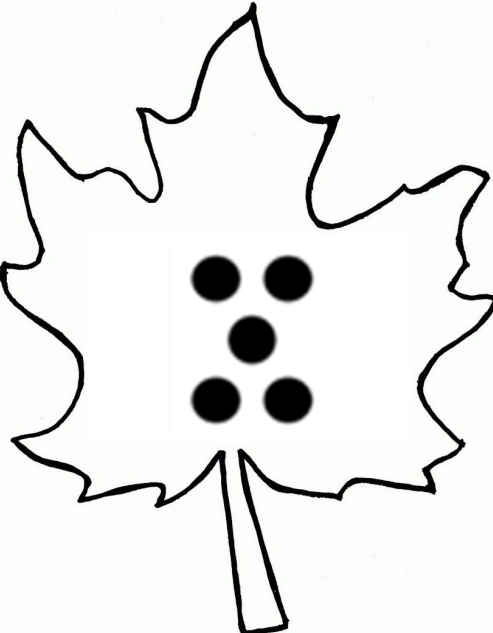
Leaf Counting Template





Leaf Counting Template




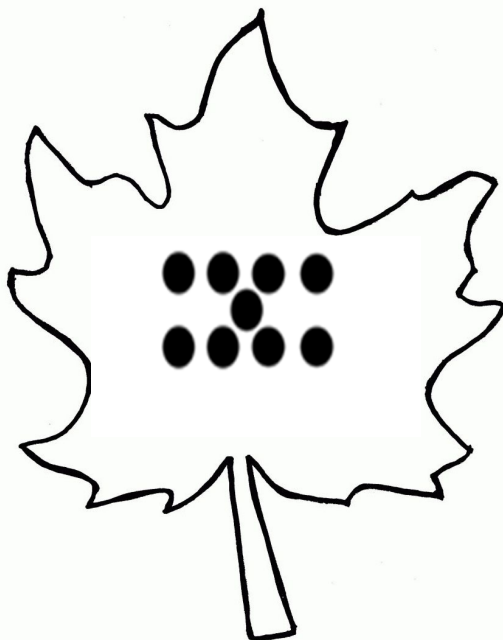
Leaf Counting Template



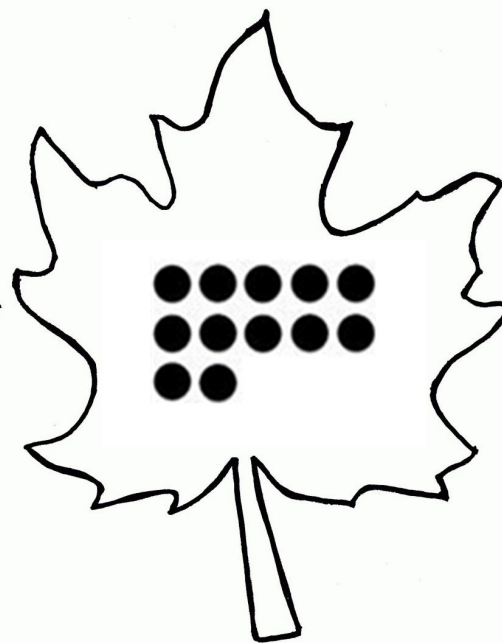
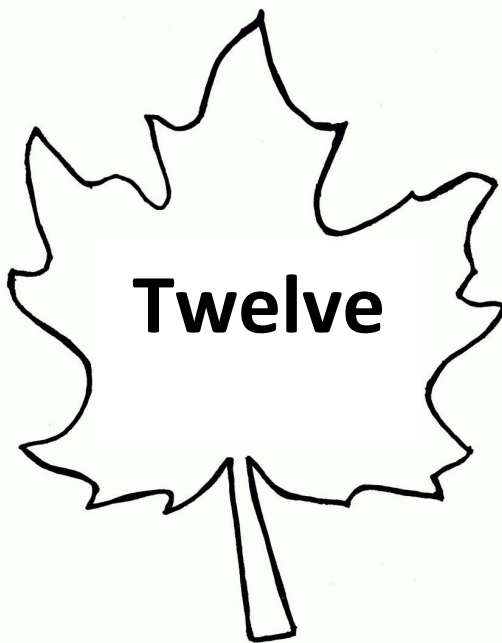
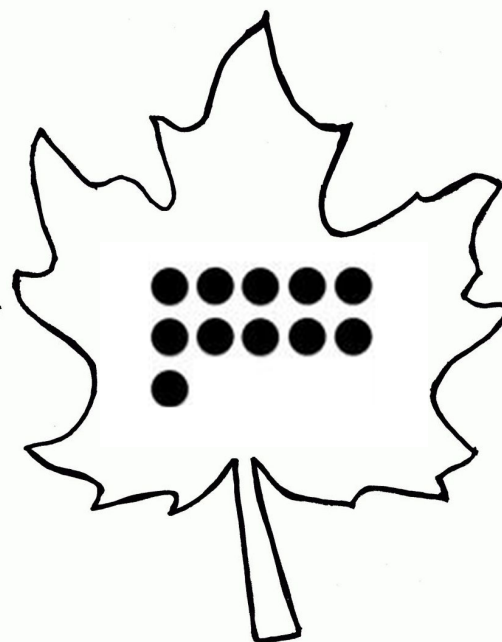
Leaf Counting Template



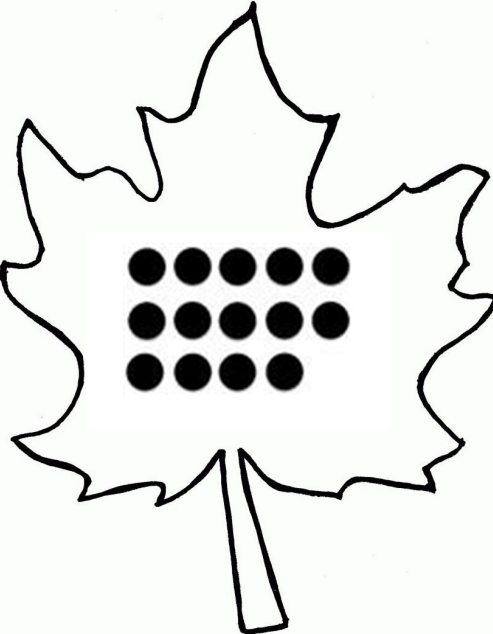

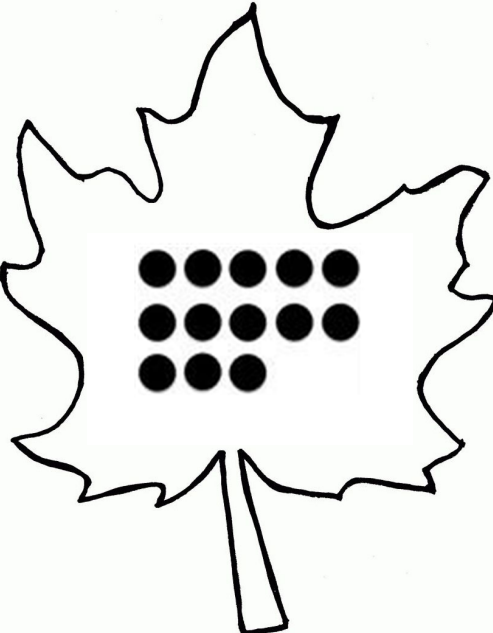
Leaf Counting Template



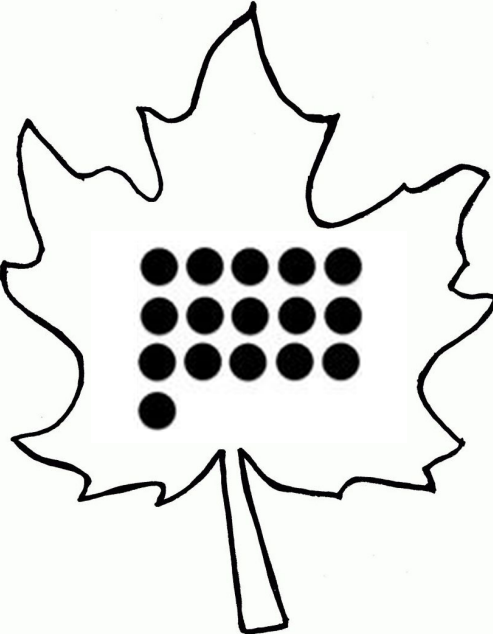
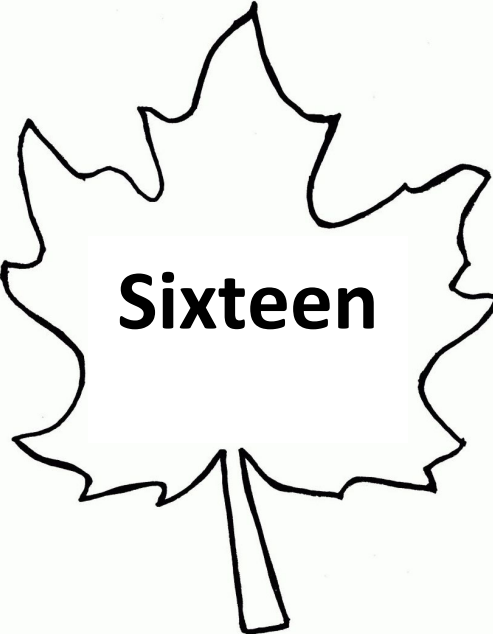
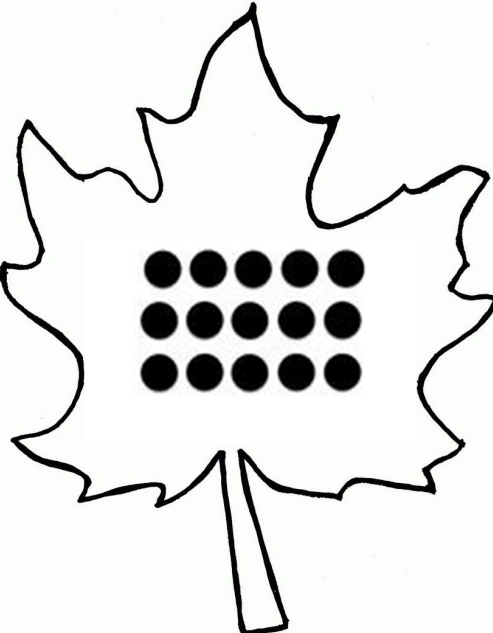
Leaf Counting Template



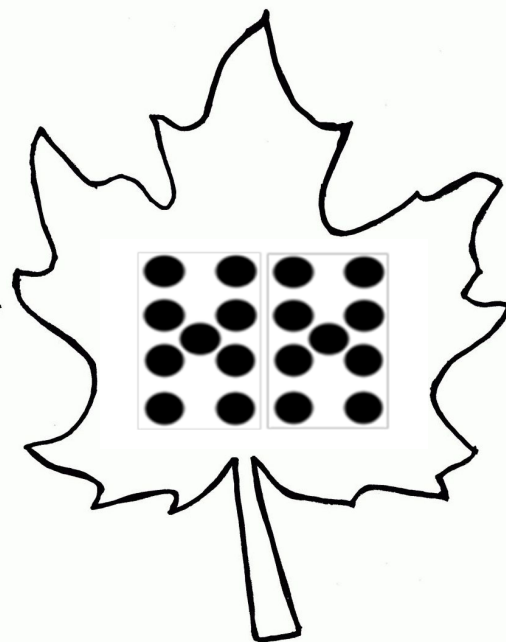
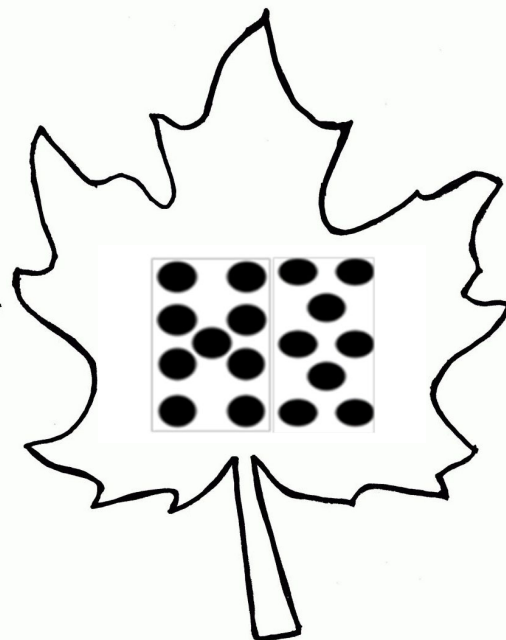
Leaf Counting Template



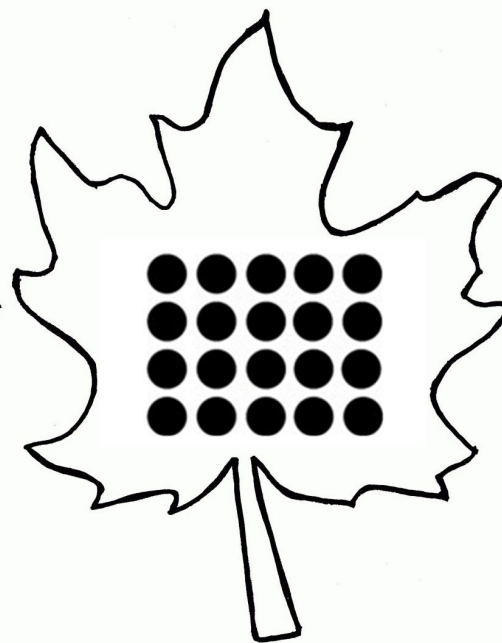
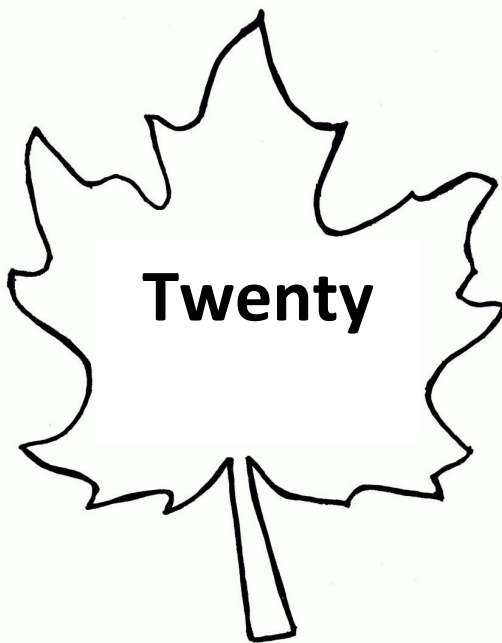
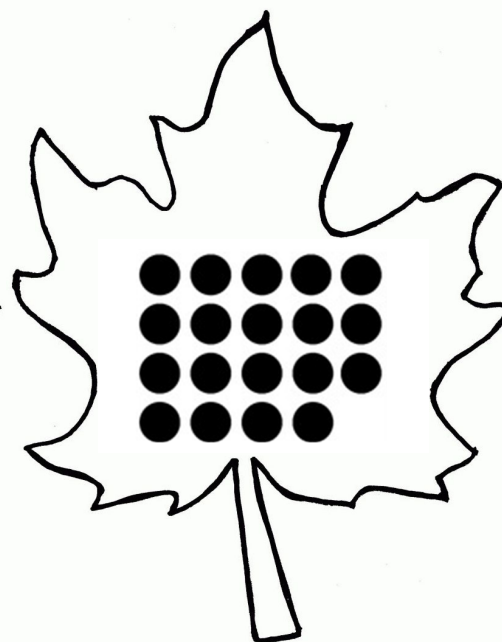
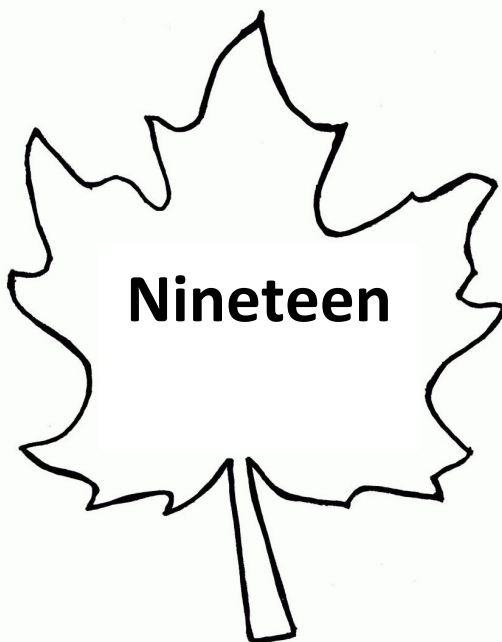
Leaf Counting Template




Leaf Counting Template



Leaf Counting Template











Squirrels Acorn Match Template










Squirrels Acorn Match Template










Squirrels Acorn Match Template





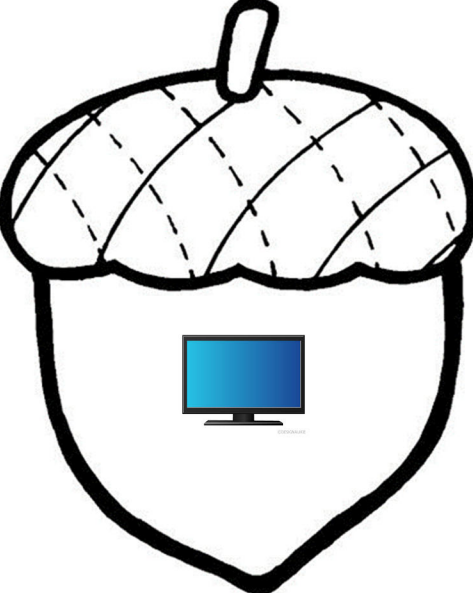





Squirrels Acorn Match Template



Squirrels Acorn Match Template



Squirrels Acorn Match Template



Fall Leaf Twister Template



Fall Leaf Twister Template



Fall Leaf Twister Template



Acorn Lacing Template

