

**5 YEAR OLD**

---

Week

**25**

---

**Smart Activities**



**SMART CHOICE. SMARTER CHILD.®**

## The 50 States Song

**Materials:** internet access, website:

<https://youtu.be/kacm9amxjL4>

**Preparation:** Preview video.

**Instructions:**

1. Say, "We are going listen to song about the 50 states!"
2. Explain the United States of America are made up of 50 individual states.
3. Ask questions about the video, ex: "Which state do you live in?"



## The Scrambled States of America

by Laurie Keller


**Materials:** internet access, website:

[https://youtu.be/jxI9V\\_LODRM](https://youtu.be/jxI9V_LODRM)

**Preparation:** Preview video.

**Instructions:**

1. Enjoy this wonderful story about the states relocating!
2. Ask questions about the story, ex: "Why was the state of Kansas originally sad?" "Which state was Kansas best friend?"



## "Ss" is for States

**Materials:** sand

**Preparation:** Prepare area. Wash hands before and after activity.

**Instructions:**

1. Say, "We are going make the letter 'Ss' in the sand!"
2. During the activity, ask your child to name states that begin with the letter "Ss."



## Follow Along!

**Materials:** internet access, website:

<https://youtu.be/HMZqifhKMZY>

**Preparation:** Find or create an open area.

**Instructions:**

1. Say, "We are going to get the wiggles out."
2. Enjoy learning parts of the body with a twist.
3. Encourage your child to follow along.
4. Continue activity if interest remains.



## Georgia on My Mind

**Materials:** internet access, website:

<https://youtu.be/CDI5uiw2BN0>

**Preparation:** Preview video.

**Instructions:**

1. Say, "We are going listen to song about the state of Georgia!"
2. Ask questions about the video, ex: "What is the name of the state bird?" "What city is the capital of Georgia?"



## *The Scrambled States of America*

by Laurie Keller


**Materials:** internet access, website:

[https://youtu.be/jxI9V\\_LODRM](https://youtu.be/jxI9V_LODRM)

**Preparation:** Preview video.

**Instructions:**

1. Continue to enjoy this wonderful story about the states relocating!
2. Ask questions about the story, ex: "Which two states created the idea of switching places?" "Why?" "Which state switched places with Minnesota?" "What happened to the state of Minnesota after it switched places?"



## Refreshingly Peachy

**Materials:** 2 peaches, 1 cup of water, 2 tablespoons of lemon juice, 1 tablespoon of sugar, 24 ounces of soda water, blender, mesh strainer

**Preparation:** Prepare area. Wash hands before and after activity. Peel and slice peaches.

**Instructions:**

1. Say, "We are going to make a refreshing drink with peaches!"
2. Combine peaches, water, lemon juice, and sugar into blender. Mix until smooth.
3. Strain puree in mesh strainer.
4. Pour puree into 4 glasses. Add soda and stir.
5. Enjoy!



## Boom Chicka Boom!

**Materials:** internet access, website:

<https://youtu.be/1b6axyuaKcY>

**Preparation:** Find or create an open area.

**Instructions:**

1. Say, "We are going to get the wiggles out."
2. Encourage your child to follow along.
3. Enhance activity by participating.
4. Continue activity if interest remains.



## Georgia on My Mind 2

**Materials:** internet access, website:

<https://youtu.be/CDI5uiw2BN0>

**Preparation:** Preview video.

**Instructions:**

1. Say, "We are going listen to song about the state of Georgia!"
2. Ask questions about the video, ex: "What year did Georgia host the Olympic games?" "What city is the capital of Georgia?" "How many soil types does Georgia have?"



## The Scrambled States of America

by Laurie Keller


**Materials:** internet access, website:

[https://youtu.be/jxI9V\\_LODRM](https://youtu.be/jxI9V_LODRM)

**Preparation:** Preview video.

**Instructions:**

1. Continue to enjoy this wonderful story about the states relocating!
2. Ask questions about the story, ex: "What happened to the state of Kansas when it switched places?" "What happened to Nevada and Mississippi?" "Where the states happy after they switched places?"



## Finding Georgia

**Materials:** Finding Georgia template, construction paper, crayons, sand

**Preparation:** Prepare area. Wash hands before and after activity.

**Instructions:**

1. Say, "We are going locate the state of Georgia on a map and draw the outline in sand!"
2. Provide your child the map. Encourage him/her to find Georgia. Assist if necessary.
3. Discuss information he/she has learned about Georgia.
4. Encourage your child to draw the outline of Georgia in sand.



## Stretch!

**Preparation:** Preview poses. Find or create an open area.

**Instructions:**

Say, "We are going to do a couple of stretches."

**Triangle Pose:** Straighten your legs back to a deep triangle, rotate your arms so that your left arm is resting in front of your left leg and your right arm is pointed up to the sky, and tilt your torso accordingly. Turn your face to the sky and take deep breaths.

**Dolphin Pose:** Start by getting on all fours (knees and hands) with your knees shoulder-width apart. Lay your forearms against the ground with your palms face down, and push your hips up, extending your legs and feeling a gentle stretch in your back and necks. Keep your knees loose and come up on your toes if you need to.



## The Brown Thrasher

**Materials:** internet access, website:

<https://youtu.be/Y5IKY-d50QE>

**Preparation:** Preview video.

**Instructions:**

1. Say, "We are going to watch a video about the state bird of Georgia."
2. Ask questions about the video, ex: "What foods are part of the brown thrashers' diet?" "How do brown thrasher retrieve bugs to eat?"



## The Scrambled States of America

by Laurie Keller


**Materials:** internet access, website:

[https://youtu.be/jxI9V\\_LODRM](https://youtu.be/jxI9V_LODRM)

**Preparation:** Preview video.

**Instructions:**

1. Continue to enjoy this wonderful story about the states relocating!
2. Ask questions about the story, ex: "Why was the state of Nebraska upset?" "Which states were great dancers?"



## Short "a" Words

**Materials:** index cards, marker, pencil

**Preparation:** On index cards, write the letter "a" in the middle of two lines. Ex:   a  

**Instructions:**

1. Say, "We are going to make words with the short 'Aa' sound as in cat."
2. Provide your child with one index card and encourage him/her to say a three-letter word with the short "Aa" sound.
3. Encourage your child to write the missing letters in the correct spaces.
4. Praise for effort and save to utilize as flashcards.

       a       

## Dance and Freeze


**Materials:** internet access, website:

<https://youtu.be/2UcZWXvgMZE>

**Preparation:** Preview video. Find or create an open area.

**Instructions:**

1. Say, "We are going to play a dance and freeze game!"
2. Encourage your child to follow along.
3. Continue activity if interest remains.



## All about Georgia

**Materials:** internet access, website:

[https://youtu.be/z3Q0qEBYg\\_c](https://youtu.be/z3Q0qEBYg_c)

**Preparation:** Preview video.

**Instructions:**

1. Say, "We are going to watch a fun fact video about the state of Georgia."
2. Ask questions about the video, ex: "What three Native American tribes were first to live in Georgia?" "Who was the state of Georgia named after?"



## Which State Do I Live In?

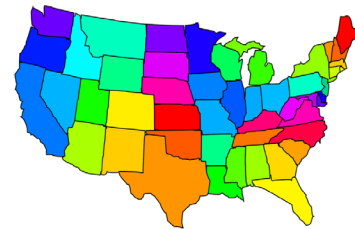
**Materials:** internet access, website:

<https://youtu.be/kacm9amxjL4>

**Preparation:** Preview video. Print out map of United States.

**Instructions:**

1. Say, "We are going to find which state we live on the map!"
2. Watch the video with your child.
3. View the printed map of the United States and locate the state you live in.



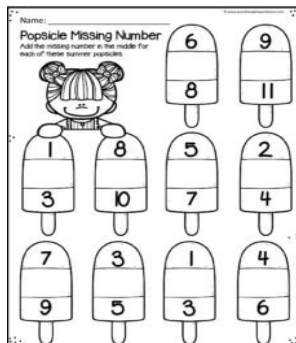
## Missing Numbers

**Materials:** Missing Number template, pencil

**Preparation:** Preview activity. Print worksheet.

**Instructions:**

1. Say, "We are going to do a find the missing number activity."
2. Assist your child if necessary.
3. Praise for effort.



## Friday Relaxation

**Preparation:** Preview poses. Find or create an open area.

**Instructions:**

**Sun Salutation:** Simply stand with your feet shoulder-width apart and extend your arms straight up towards the sky. Tilt your chin up and stretch, feeling the sun's warmth and taking deep breaths.

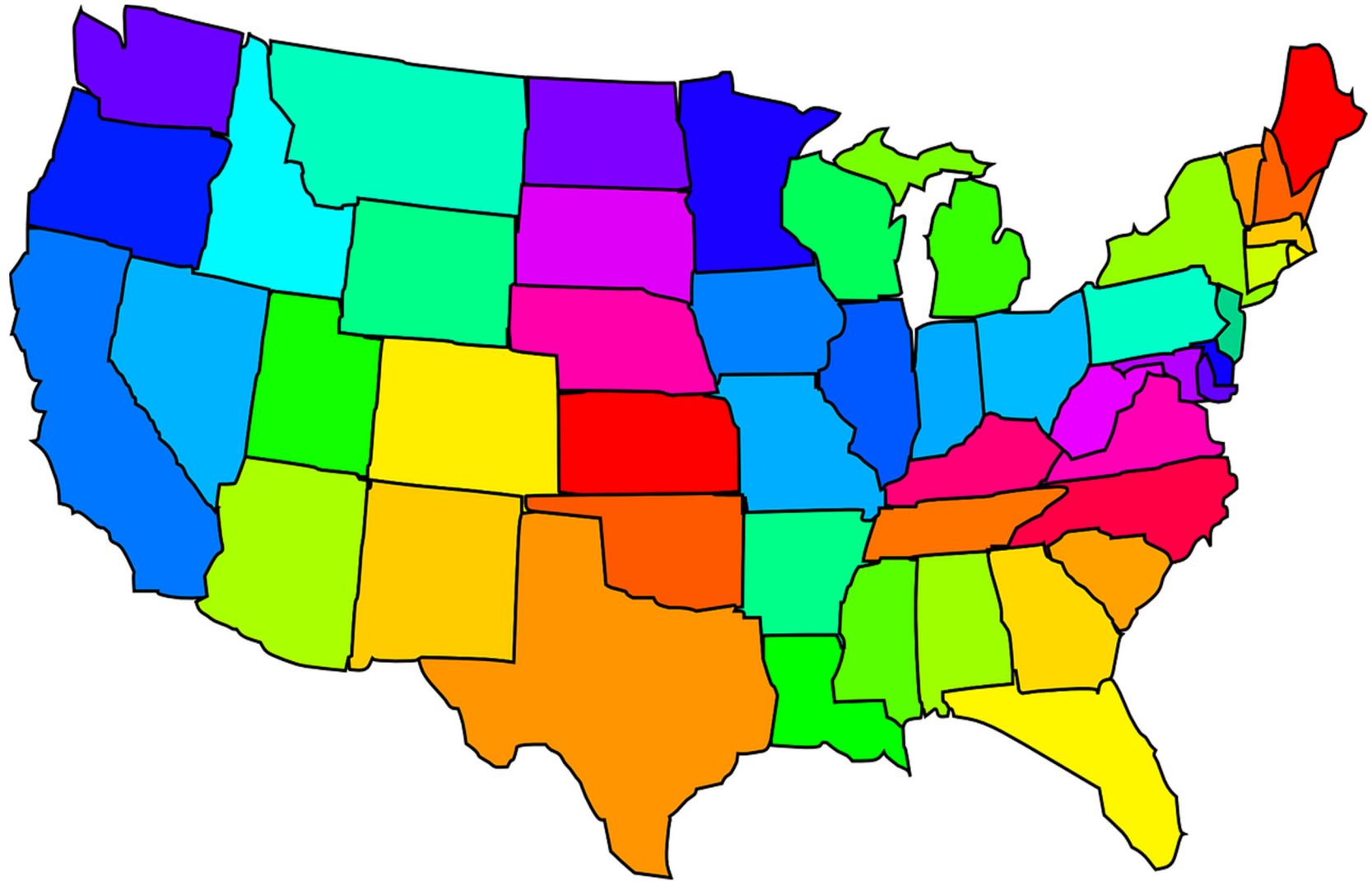
**Warrior Pose:** From sun salutation, slide your feet so that your right foot is still square to your body but comfortably behind you, and your left foot in front, like a deep triangle. Bend your left knee and straighten your right leg while lifting your arms to shoulder height, with each arm pointing straight in the direction of each foot.



# Finding Georgia Template



# United States of America





Name: \_\_\_\_\_

# Popsicle Missing Number

Add the missing number in the middle for each of these summer popsicles.

