

PRE-K

Week

26

Smart Activities



SMART CHOICE. SMARTER CHILD.®

North South East West

Materials: internet access, website:

<https://youtu.be/Te0Td0QVoj0>

Preparation: Preview video.

Instructions:

1. Watch the video with your child.
2. Ask your child to answer the questions asked during the video.



Me on the Map

by Joan Sweeney

Materials: internet access, website:

https://youtu.be/v_gUK8U9dE0

Preparation: Preview video.

Instructions:

1. Listen to the read aloud story with your child.
2. Ask questions about the story, ex: "What is a map?" "What can you use a map for?" "Where do you think your special place is on the map?"



My Directional Map


Materials: paper, pictures to make a map, markers, internet access, website:

https://youtu.be/yOv_6yyuJJg

Preparation: Preview video and gather materials.

Instructions:

1. Say, "We are going to watch a video about north, south, east, and west. Then, we are going to let you make your own map with our home as the center of the compass rose."
2. Help your child choose pictures of items and label N,S,E, and W. Lastly, have your child glue them on his/her paper and decorate.



Direction Song March


Materials: internet access, website:

<https://youtu.be/6Due3L2QeQM>

Preparation: Preview video. Find an open area for marching.

Instructions:

1. Say, "We are going to march using the directions north, south, east, and west."
2. Turn on the video and encourage your child to follow along marching in the directions given.



Naming Words

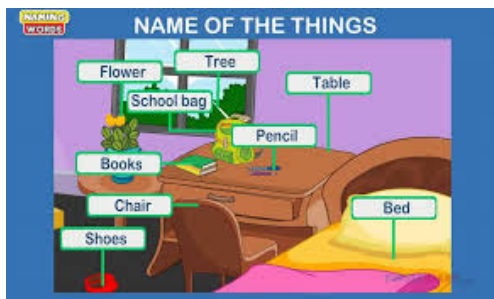
Materials: internet access, website:

<https://youtu.be/Wocbu26sBLQ>

Preparation: Preview video.

Instructions:

1. Watch the video with your child.
2. Ask your child to name some people, places, and things in the house.



The Parts of a Book Song

Materials: internet access, website:

<https://youtu.be/7dhW9I2xbFg>

Preparation: Preview video.

Instructions:

1. Watch the video with your child.
2. Ask questions about parts of the book using one of your child's book.
3. After identifying the various parts, enjoy quality time reading the book together.



Person, Place or Thing?

Materials: Person, Place, or Thing template, glue, scissors

Preparation: Print template and gather materials.

Instructions:

1. Say, "We are going to cut out pictures and place them in the correct columns."
2. Show your child the columns and read the words. Help him/her identify what could go into each of the columns. Then give your child the sheet with the pictures.
3. Encourage your child to cut out the pictures and glue into the correct columns.

Cut out pictures and place in the correct column.

Person	Place	Thing
--------	-------	-------

Jumping from Here to There

Materials: chalk

Preparation: Locate an open area for exercising. Draw a compass and arrows pointing left to right.

Instructions:

1. Say, "We are going to jump from here to there. Left to Right, North to South, East to West. I will call out a person, place, or thing for you to identify and then tell you how to jump."
2. Encourage your child to use the visuals and jump in the correct direction.



Be a Whole-Body Listener

Materials: internet access, website:

<https://youtu.be/pQ77Nr6TgZo>

Preparation: Preview video.

Instructions:

1. Watch the video with your child.
2. Ask your child to name some things he/she should do to be a better listener.



If You Give a Dog A Donut

by Laura Numeroff

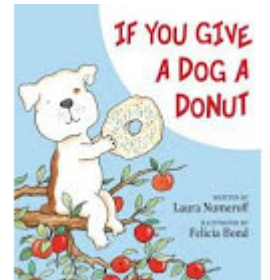
Materials: internet access, website:

<https://youtu.be/bBGdYKvJ2cY>

Preparation: Preview video.

Instructions:

1. Listen to the read aloud story with your child.
2. Ask questions, ex: "What letter does 'Dog' and 'Donut' begin with?" "What happens if you give a dog a donut?" "What happened first, in the middle, at the end?" "What was your favorite part?"



Dd and Gg Sorting

Materials: D and G Words template, scissors

Preparation: Print template and cut out each picture.

Instructions:

1. Say, "You are going to look at the pictures and identify each one."
2. Encourage your child to take each picture and place under the correct column.

D&G

Exercising for D & G

Materials: D and G Sorting activity paper

Preparation: Locate an open area for exercising.

Instructions:

1. Say, "I am going to hold up a card and you must identify it. Then you will skip if the word begins with 'D.' If the word begins with 'G,' you will run."
2. Encourage your child to follow the directions. Remind him/her that listening to directions is important.



Magic Balloon

Materials: plastic bottle, yeast, sugar, funnel, balloon

Preparation: Gather materials.

Instructions:

1. Show your child the ingredients and remind him/her that it is important to follow directions.
2. Ask your child to hypothesize on what will happen.
3. Pour 1" of warm water in the bottle and the yeast packet. Then add a tsp of sugar and swirl around.
4. Put the balloon over the mouth and set in the sun. Watch for the chemical reaction.



That Rule Doesn't Apply to Me

by Julia Cook


Materials: internet access, website:

<https://youtu.be/IKWGErLmMPg>

Preparation: Preview video.

Instructions:

1. Listen to the read aloud story with your child.
2. Ask questions, ex: "What did Noodle think about rules?" "What rules did Noodle break?" "What did Noodle learn about rules?"




Token Math Sets

Materials: Tokens template, scissors, marker

Preparation: Print template five times. Cut out individual tokens.

Instructions:

1. Say "We are going to make groups of 5."
2. Encourage your child to choose a color and make a group of 5 tokens. Once he/she has made a group of 5 with each color, have your child say "I have 3 sets of 5."
3. Then, encourage him/her to make other sets.
4. Lastly, have your child count all the tokens.



Dropping D and G

Materials: pictures from template D and G
Sorting activity from Day 3, 2 containers, paper, tape

Preparation: Write D and G on paper and tape to containers. Locate an open area and place D and G pictures at your child's feet. Set containers a good distance away.

Instructions:

1. Say, "We are going to grab a picture and run, skip, or hop to the correct container for the beginning letter of the picture."
2. Give different directions each time.



Pom-Pom Popper

Materials: cardboard tube, scissors, balloon, duct tape, markers, pom-poms

Preparation: Gather materials. Cut the top off the balloon and knot. Cut tube in half.

Instructions:

1. Say, "We are going to make a Pom-Pom Popper."
2. Give your child a cardboard tube for him/her to decorate. Then, help him/her secure the balloon piece on to the tube and duct tape.
3. Now, fill it up with pom-poms and see how far they fly.



What If Everybody Did That?

by Ellen Javernick


Materials: internet access, website:

<https://youtu.be/SD0apYFz5gg>

Preparation: Preview video.

Instructions:

1. Listen to the read aloud story with your child.
2. Ask questions, ex: "What happened at the zoo?" "What happened in the car?" "What happened at the end of the story?" Was the ending a great ending?"



Tic Tac Toe Shapes, D & G

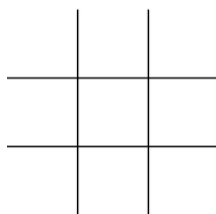
Materials: Tic Tac Toe template, scissors, cardstock

Preparation: Print template. Cut out individual pictures.

Instructions:

1. Say "We are going to play tic tac toe and get 3 in a row."
2. Encourage your child to choose a shape and identify it. Then after playing, choose a picture and identify the letter. Continue as long as interest remains.

tic tac toe



Exercising with Little Sports

Materials: internet access, website:

<https://youtu.be/h3Xrtm0IVnY>

Preparation: Locate an open area for exercising.

Instructions:

1. Say, "We are going to do 10 different exercises by following the directions in the video."
2. Encourage your child to follow the directions. Remind him/her that directions are important.



Person, Place or Thing Template

Cut out pictures and place in the correct column.

Person

Place

Thing

--	--	--

Person, Place or Thing Template



Bear



Orange



Cheetah



Sun



Fox



Home



Lion



Barn



Deer



Tree



Panda



Den

Person, Place or Thing Template



Farmer



Pin



Doctor



Map



Policeman



Nest



Mother



Umbrella



Bat



Cake



Tree



Father

Person, Place or Thing Template



Island



Jug



Kite



Ball



Owl



Jungle



Bug



Class



Pen



Zoo



Bee



Boy

D and G Words Template

Dd

Gg

D and G Words Template






D and G Words Template



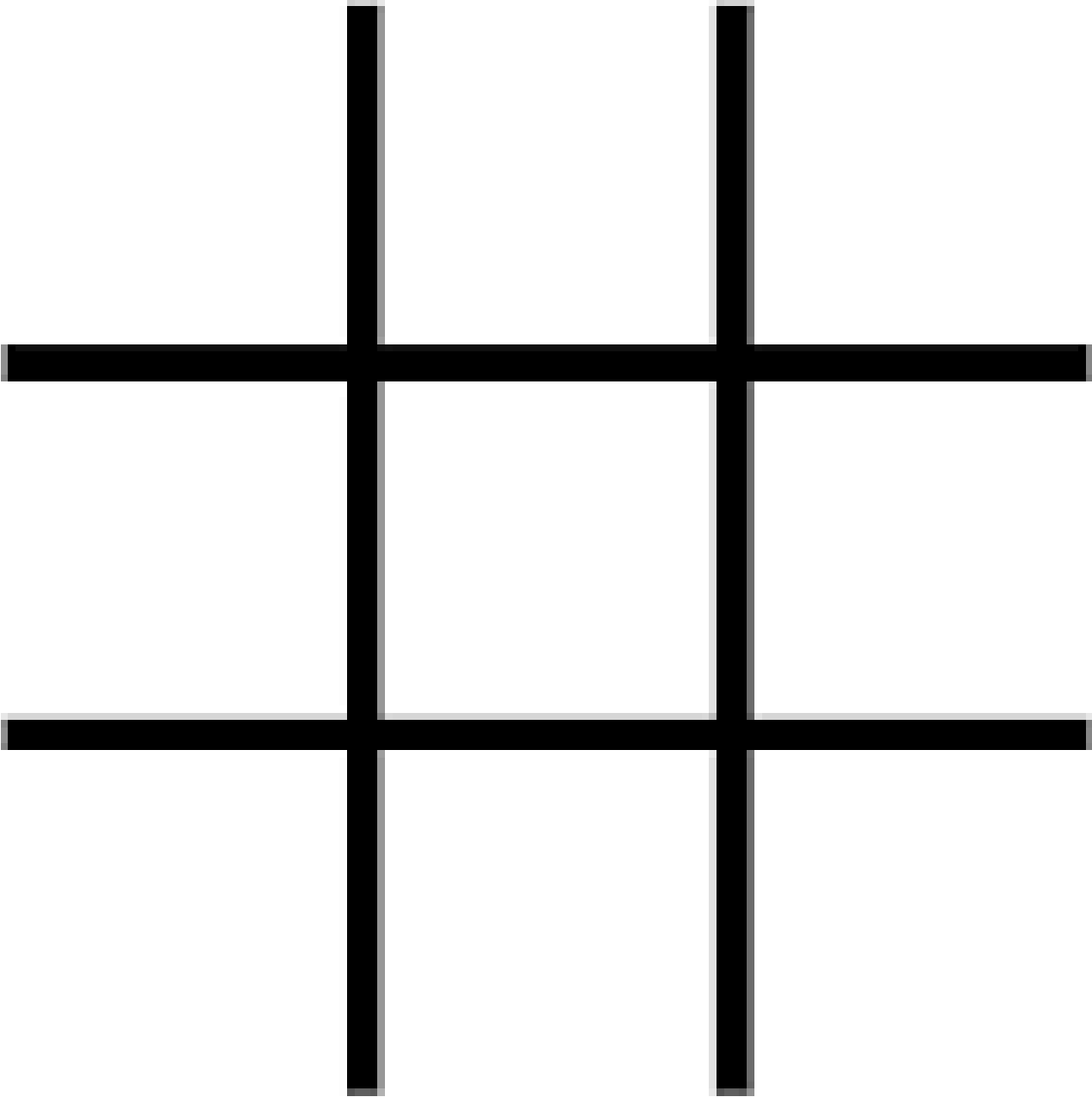
D and G Words Template



Tokens Template















Tic Tac Toe Template



Tic Tac Toe Template



Tic Tac Toe Template

Tic Tac Toe Template

