

INFANT

Week

9

Smart Activities



SMART CHOICE. SMARTER CHILD.®

A Picnic

Materials: pictures of people at a picnic

Preparation: Gather materials.

Instructions:

1. Hold your baby and talk to them about a picnic.
2. Tell him/her picnics make people feel happy.
3. Smiling is a sign of happiness. Encourage your baby to smile.
4. Continue talking about happy people at a picnic.



Let's Have A Picnic!

Materials: internet access, website:

https://youtu.be/Jd1l_BYuK6c

Preparation: Preview video.

Instructions:

1. Listen to *Let's Have a Picnic!* by Hunter Reid with your baby.
2. Ask questions related to the story, e.g., "Do you see the grapes?" "Do you see the flowers?"
3. Answer the questions for your baby. Having these types of conversations with your baby will promote speech and vocabulary development.



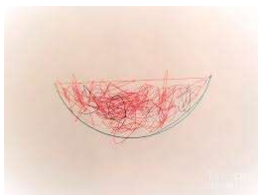
Yummy Watermelon

Materials: paper and crayons

Preparation: Draw a half circle on the paper.

Instructions:

1. Hold your baby and talk about a watermelon.
2. Hold your baby's hand and color the inside of the circle. Color the outer bottom green. Use a black crayon to make the seeds.
3. Enjoy the process of making art together and describe what you are doing.



Indoor Picnic

Materials: blanket and favorite food

Preparation: Place blanket in favorite spot in the house.

Instructions:

1. Hold your baby and tell him/her you are having a picnic inside.
2. Sit with your baby and talk about the food at the picnic.
3. Talk about being happy as you enjoy your picnic.



Picnic with My Friends

Materials: internet access, website:

<https://youtu.be/4V6Ua0dVOXc>

Preparation: Preview video.

Instructions:

Sing and dance with your baby as you enjoy this song.



Apples Apples

Materials: paper, red paint, crayons

Preparation: Gather materials.

Instructions:

1. Hold your baby and paint the bottom of his/her feet.
2. Place the footprints on the paper side by side.
3. Add a stem and seeds in the middle of the footprints.



Food Reach

Materials: toy food

Preparation: Gather materials.

Instructions:

1. Hold your baby and talk about the toy food.
2. Place toy slightly out of reach of your baby.
3. Encourage him/her to grasp and hold the toy food.



Biscuit's Picnic


Materials: internet access, website:

<https://youtu.be/LavfpJ7A9jw>

Preparation: Preview video.

Instructions:

1. Listen to *Biscuit's Picnic* by Alyssa Satin Capucilli with your baby.
2. Ask questions related to the story, e.g., "Can a dog come to a picnic?"
3. Answer the questions for your baby. Having these types of conversations with your baby will promote speech and vocabulary development.



Rainy Picnic

Materials: a picture of a rained-out picnic, cup of water

Preparation: Gather materials.

Instructions:

1. Hold your baby and talk to him/her about a rained-out picnic.
2. Tell your baby that rain is water falling from the clouds.
3. Gentle allow him/her to feel the water and say, "This is how rain feels."



Ants at a Picnic

Instructions:

1. Hold your baby and tell him/her that sometimes ants may visit a picnic.
2. Sing this finger play as you move your fingers accordingly on your baby.

Ant are Crawling
Ants are crawling all around.
(move your fingers all over)
Ants are crawling up and down.
(move your fingers up and down)

3. Repeat as you enjoy your smiles, cooing, and giggles.



Marching Ants


Materials: internet access, website:

https://youtu.be/2S_fbCGwOM

Preparation: Preview video.

Instructions:

1. Listen to this classic The Ants Go Marching with your baby.
2. Enjoy baby and me time.




Traveling Ant

Materials: paint, paper

Preparation: Gather materials.

Instructions:

1. Hold your baby.
2. Put paint on the paper.
3. Hold your baby's finger and gently move through the paint.
4. Say "Ants travel all around like this" as you move his/her finger through the paint.



Picnic Dog

Materials: stuffed or toy dog

Instructions:

1. Hold your baby and say, "Dogs can go with families on a picnic."
2. Move the dog around as if were running around at a picnic.
3. Enjoy the smiles, coos, and giggles.



Picnic Today

Materials: internet access, website:

<https://youtu.be/Kp5V0kDcH04>

Preparation: Preview video.

Instructions:

Enjoy this picnic sing along with your baby.



Shoo Fly

Instructions:

1. Hold your baby and say, "Sometimes a pesky fly may visit a picnic."
2. There is a song to help keep flies away.
3. Sing this familiar finger play with your baby.

Shoo Fly
Shoo fly don't bother me.
(move your hands as to swat the fly away)
Shoo fly don't bother me.
(move your hands as to swat the fly away)
Because I belong to somebody.
(Hold your baby close to you)

