

TODDLER

Week

8

Smart Activities

Me and My Shadow

Instructions:

1. Encourage your child to go outdoors with you on a sunny day.
2. Help your child find his/her shadow.
3. Encourage your child to find your shadow.
4. Let's make our shadows move by dancing in the sunshine. Squat and jump to see the shadow change.



In the Garden


Materials: internet access, website:

<https://www.youtube.com/watch?v=4lezuUisc0s>

Preparation: Preview video.

Instructions:

Listen and view this song video with your child. Name the colors of the flowers.



Fruits

Materials: fruits, such as bananas, apples, etc.


Instructions:

1. Encourage your child to repeat the name of a fruit, such as a banana, apple, etc.
2. As you show the fruit, name the food.
3. Ask if your child knows where bananas grow? "Do all apples taste the same?" "Are all fruits sweet?"

Garden Walk

Instructions:

1. Encourage your child to walk outdoors with you to search for flowers.
2. Explain that flowers grow in gardens.
3. How many flowers can we see today? Let's name the colors. Ask, "Do all flowers smell the same?" "Why do we have flowers?"



Butterfly Field Trip

Materials: internet access, website:
https://www.youtube.com/watch?v=QH_G1dSdPes

Preparation: Preview video.

Instructions:

1. View the virtual field trip to the butterfly conservatory together.
2. Ask your child to say caterpillar and butterfly to build their vocabulary. Ask, "Which comes first the caterpillar or butterfly?" "What do butterflies do for us?"



Planting a Rainbow

by Lois Ehlert

Materials: internet access, website:
<https://www.youtube.com/watch?v=sti3PXBeVag>

Preparation: Preview video.

Instructions:

1. Listen and watch the read aloud book with your child.
2. Let's see how many flowers we can name. Ask, "Why do we have flowers?" "Why do flowers come in different colors?" "What if all flowers had no colors?"




ASL: Butterfly

Materials: internet access, website:
<https://www.signingsavvy.com/sign/BUTTERFLY/1067/1>

Preparation: Preview video.

Instructions:


1. Explain that American Sign Language communicates using hand gestures for people who are deaf.
2. Encourage your child to touch thumbs then wiggle fingers upward like a flying butterfly.
3. Praise your child for being bold and trying another language!



Insect Walk

Instructions:

1. Encourage your child to walk outdoors with you to search for insects.
2. Explain that insects live outside.
3. How many bugs can we see today? Let's count the insects together.



Over in the Meadow Nursery Rhyme

Materials: internet access, website:
https://www.youtube.com/watch?v=eYIKB-0l_Uk

Preparation: Preview video.

Instructions:

1. Sing along with your child.
2. Ask questions about the animals that live in the meadow. Ask, "Would you rather live in grass or dirt? What do some of the animals eat?"



Over in the Meadow


by Ezra Jack Keats

Materials: internet access, website:
https://www.youtube.com/watch?v=sV_MvCwQIwY

Preparation: Preview video.

Instructions:

1. Listen to this read aloud book with your child.
2. Ask questions related to the meadow story. Ask, "Name animals that live in the meadow?" "Why do animals live in different places?"



Frogs Hop

Preparation: Find an indoor or outdoor area with enough space for jumping around and safe for landing, such as carpet or grass.

Instructions:

1. Encourage your child to squat and do frog hops while making the sound of frogs: "Ribbit, ribbit."
2. Hop forward once, then try to hop backwards. Arms may help us balance. Happy Hopping!



Count Steps

Instructions:

1. Encourage your child to walk through the house or outdoors and count their steps to 10.
2. Assist them with one-to-one correspondence and number order as they try to say their numbers.
3. Give your child a pat on the back for his/her effort!



Child's Virtual Garden Tour

Materials: internet access, website:
<https://www.youtube.com/watch?v=Z7GCG9YeT8>

Preparation: Preview video.

Instructions:

1. Watch this terrific video as a child tours her vegetable and flower garden.
2. Ask questions about the plants and how plants grow in the dirt. Ask "What do we need to make plants grow?" (sun, dirt, water) "What is your favorite plant to eat?"



A Green, Green Garden


by Mercer Mayer

Materials: internet access, website:
<https://www.youtube.com/watch?v=kkLNRkeE3Z4>

Preparation: Preview video.

Instructions:

1. Listen to this read aloud book with your child.
2. Ask questions related to growing gardens. Ask "What makes a garden grow?" "Why do we want gardens?"



Plants

Materials: paper, markers and/or crayons

Instructions:

1. Encourage your child to draw a picture of their favorite flower.
2. Add flower colors, grass, and weather.
3. Be proud of art attempts.



Gratitude Stroll

Instructions:

1. Encourage your child to walk with you indoors or outdoors to name things that we are grateful for, such as sunshine, family, pets, toys, etc.
2. Recognizing our gratefulness makes us smile! Smiles make us feel happier.




Farmer Plants the Seeds

Materials: internet access, website:
<https://www.youtube.com/watch?v=cRhG0dqWIIo>

Preparation: Preview video.

Instructions:

1. Watch video with your child.
2. Ask questions about the seeds and plants:
"What could the seed become?" "Why do we grow seeds?"



We Plant a Seed


by Sharon Gordon

Materials: internet access, website:
<https://www.youtube.com/watch?v=zxl6Kiy7NPI>

Preparation: Preview video.

Instructions:

1. Listen to this read aloud book with your child.
2. Ask questions related to seed growth:
"Seeds need three things. Can you remember these three?"



Nature Sounds

Instructions:

1. Encourage your child to listen for nature sounds outdoors.
2. Together try to name as many animals as possible.
3. Do you hear the birds? Squirrels?
4. Let's try to recognize as many animals as possible.



Bowling

Materials: empty bottles or cardboard tubes, ball

Instructions:

1. Encourage your child to create a pyramid design with the bottles.
2. Roll a ball to knock the bottles over. Enjoy playing the game together!

