

**PRE-K**

---

**Week**

**5**

---

**Smart Activities**



**SMART CHOICE. SMARTER CHILD.®**

## The Deep Blue Seas

**Materials:** internet access, website:  
<https://www.youtube.com/watch?v=1WZsxVDTqcU>

**Preparation:** Preview video.

**Instructions:**

1. Watch the video with your child.
2. Ask questions about what you learned, ex: "How much surface of the earth do the oceans cover?" "What is the name of the largest ocean?"



## Five Ocean Songs

**Materials:** internet access, website:  
<https://www.youtube.com/watch?v=X6BE4VcYngQ>

**Preparation:** Preview video.

**Instructions:**

1. Encourage your child to sing along with the song.
2. Repeat song if child is interested.
3. Ask questions about the song, ex: "Which ocean is the warmest?" "Which ocean is named after the Greek God Atlas?"



## Ocean Collage

**Materials:** circular flyers, construction paper, glue, magazines, scissors

**Instructions:**

1. Discuss the ocean and what you may find in the ocean with your child.
2. Encourage your child to look through items and cut items related to the oceans.
3. Have your child say names of items and paste onto construction paper.



## "O" is the Letter of the Day

**Materials:** construction paper, marker, scissors

**Preparation:** From construction paper, cut out 6 circles. Write a word that begins with "O" on each circle: odd, off, often, out, owl, ox, etc.

**Instructions:**

1. Place circles on the floor or table.
2. Encourage your child to choose a circle.
3. Assist your child in sounding out the word.
4. Review all "O" words with your child.



## Wow, That's Deep!

**Materials:** internet access, website:  
<https://www.youtube.com/watch?v=7tiZHrgc8Vc>

**Preparation:** Preview video.

**Instructions:**

1. Watch the video about The Deepest Part of the Ocean with your child.
2. Ask questions about the video, ex: "How deep is the Marina Trench?" "How long do we need to walk to make it to the bottom?"



## Hello Ocean


by Pam Munoz

**Materials:** internet access, website:  
<https://www.youtube.com/watch?v=NMBn3INUqyg>

**Preparation:** Preview video.

**Instructions:**

1. Enjoy this story about a girl enjoying her day at the beach.
2. Ask questions about the video, ex: "What do you think her tears taste like?" "What would you use the sand to build?"



## How Many?

**Materials:** construction paper, various toys

**Instructions:**

1. Say, "We are going to do a math activity."
2. Ask your child to solve word problems involving their toys, such as:

Jen purchased fifteen toys at the store.  
 She shared six of the them with her friend.  
 How many are left?

3. Continue to make up work problems and utilize toys as manipulatives.

## Jumping Waves

**Materials:** shoe boxes

**Preparation:** Create or find an open area. Lay shoe box flat on the floor.

**Instructions:**

1. Say, "We are at the beach and we are jumping over waves."
2. Stand in front of a box and say, "One, two, three, jump!"
3. Continue activity if child shows interest.
4. Enhance activity by stacking multiple boxes. No more than two (unless desired).
5. See who can jump the highest wave!



## Ocean Zones

**Materials:** internet access, website:  
<https://www.youtube.com/watch?v=fHVE4B-UjmM>

**Preparation:** Preview video.

**Instructions:**

1. Watch the video about the different ocean zones.
2. Ask questions about the video, ex: "Can you name the different zones of the ocean?"  
 "How do we determine the different zones of the ocean?"




## A Hole in the Bottom of the Sea

**Materials:** internet access, website:  
<https://www.youtube.com/watch?v=R1Qn2bcZRT0>

**Preparation:** Preview video.

**Instructions:**

1. Watch the video with your child.
2. Encourage your child to sing along with the song.
3. Repeat song if child shows interest.




## My Favorites Zone?

**Materials:** crayons, construction paper, markers, paint, paintbrush

**Instructions:**

1. Discuss Ocean Zones activity with your child.
2. Ask, "What zone are you interested in exploring?"
3. Encourage your child to draw a picture of the ocean zone they would like to explore!



## Balance at Sea

**Materials:** various objects

**Preparation:** Wear appropriate clothing.

**Instructions:**

1. Go outside and find the curb of a sidewalk in a safe area.
2. Say, "We are at sea, and we have to keep our balance!"
3. Utilize the curb as a beam and encourage your child to keep their balance for a distance.
4. Continue activity if child shows interest.
5. Enhance activity by placing objects on opposite sides of the curb. Encourage your child to pick them up without losing their balance.



## Navigating the Oceans

**Materials:** internet access, website:  
<https://www.youtube.com/watch?v=4DINhbkPiYY>

**Preparation:** Preview video.

**Instructions:**

1. Watch the video about early ocean navigation with your child.
2. Ask questions about the video, ex: "Which group of people were the first to use stars to navigate the ocean?" "What is the name of the only star that is always in the same place?"



## Brilliant Boats


by Tony Milton and Ant Parker

**Materials:** internet access, website:  
<https://www.youtube.com/watch?v=KK7Au1u-xg>

**Preparation:** Preview video.

**Instructions:**

1. Enjoy this story about the different types of water vessels people use to travel!
2. Ask questions about the book, ex: "What is used to keep a boat still in one place?" "What type of boat carries cars underneath and passengers above?"



## Sink or Float?

**Materials:** bin, paper, pen/marker, water

**Preparation:** Protect floors.

**Instructions:**

1. Say to your child, "We are going to conduct an experiment!"
2. Encourage your child to find several items to conduct the experiment.
3. Write the names of items on the paper and ask your child if they think the item will sink or float. Chart his/her answers.
4. Conduct the experiment and note which items sank or floated!



## Locating Polaris

**Preparation:** Review Navigating the Ocean activity and wear appropriate clothing.

**Instructions:**

1. At night and weather permitting, say to your child, "We are going to find the north star like the early navigators."
2. Go outside and find a safe place to view the night sky.
3. Look into the sky and see if you can locate the north star!
4. Enhance the activity by trying to find other constellations.



## Polluted Oceans

**Materials:** internet access, website:  
<https://www.youtube.com/watch?v=bGWr5jXJfbs>

**Preparation:** Preview video.

**Instructions:**

1. Watch the video about taking care of the oceans with your child.
2. Ask your child questions about the video, ex: "Why are animals in the oceans in danger?" "What can we do to help save our oceans?"



## Save the Oceans

by Bethany Stahl

**Materials:** internet access, website:  
[https://www.youtube.com/watch?v=i1\\_37YGzXrc](https://www.youtube.com/watch?v=i1_37YGzXrc)

**Preparation:** Preview video.

**Instructions:**

1. Enjoy this story about a mermaid named Kaliesha and her sea turtle friend Agwe with your child.
2. Ask questions about the book, ex: "What is Agwe's favorite food?" "What does Agwe accidentally eat?"



## Let's Help!

**Materials:** recycling bin(s)

**Instructions:**

1. Say to your child, "We can help save sea life in our oceans!"
2. Encourage your child to go around your home and look for materials to recycle.
3. Place items in the recycling bin.
4. Say, "We are doing our part to help save the oceans!"



## It's Time to Stretch!

**Preparation:** Find or create an open area inside your home or outdoors.

**Instructions:**

Say, "We are going to do yoga poses!"

**Boat Pose:** balance on your bottom with your legs up. Then rock like a boat in the water.

**Bow Pose:** lie on your tummy, bend your knees, lift your chest, reach your arms back towards your toes and hold onto your feet.

