

PRESCHOOL

Week

14

Smart Activities



SMART CHOICE. SMARTER CHILD.®

How to Grow a Bean Plant

Materials: internet access, website:

<https://youtu.be/QGFUWqSt-sI>

Preparation: Preview video.

Instructions:

1. Watch the video with your child.
2. Ask your child, "Why grow beans?" "What would you do to get high in the sky?"



Jack and the Beanstalk

by Emmi Fucci

Materials: internet access, website:

https://youtu.be/FD-gVMzXA_Q

Preparation: Preview video.

Instructions:

1. Listen to this read aloud book with your child.
2. Ask questions related to the story, ex: "What was your favorite part of the book?" "How many beans did Jack plant?" "What was at the top of the bean stalk?"



Castle Creation

Materials: cushions, pillows, blankets, boxes

Preparation: Explain which objects may be used for which parts of the castle creation.

Instructions:

1. Encourage your child to create a castle using pillows, cushions, boxes, and blankets.
2. Ask if your castle needs a drawbridge to lower to allow visitors or a moat to protect our land?



Family Flag

Materials: fabric, scissors, ruler, marker

Preparation: Find a triangle-shaped stencil.

Instructions:

1. Ask your child to get creative by making a family flag/pennant for the castle. Ask, "What things do we want to represent on our family flag?" (family members, pets, hobbies, etc.).
2. Using the stencil, cut the fabric in triangle-shape.
3. Design the fabric by drawing important representations.
4. Fly your family pennant!

Peanut Butter & Jelly Sing Along

Materials: internet access, website:
https://youtu.be/kIDHM_sxYxs

Preparation: Preview video.

Instructions:

1. Watch video with your child.
2. Dance and sing to this fun sing along as long as your child remains interested.



Curious George Goes Camping


by Margret & H.A. Rey

Materials: internet access, website:
<https://youtu.be/qZomPRJ8LhM>

Preparation: Preview video.

Instructions:

1. Listen to this read aloud book with your child about a camping adventure.
2. Ask questions related to the story, such as "What was your favorite part of the book?"



Shield

Materials: aluminum foil, pot lid, camera (optional)

Preparation: Show your child how much foil may be used for this project.

Instructions:

1. Encourage child to create a shield for a Knight by covering a pot lid with foil. The child will hold onto the shield by using the handle of the lid.
2. Ask, "Why would knights need shields?"



Cardboard Castle

Materials: empty recyclable items (clean), tape, scissors, glue, boxes, gift wrap

Preparation: Explain to your child which objects may be used for the castle. Water bottles cut in half make towers.

Instructions:

1. Ask your child to create his/her own castle using recycled objects.
2. Ask "What can be used to make the structure?"



The Gingerbread Man Animation Video

Materials: internet access, website:
<https://youtu.be/YoQyyB5xvLk>

Preparation: Preview video.

Instructions:

1. Watch the video with your child.
2. Ask your child to recall the order of the people and animals chasing The Gingerbread Man.



The Gingerbread Man


by Saviour Pirotta

Materials: internet access, website:
<https://youtu.be/4g1sL0wsnnU>

Preparation: Preview video.

Instructions:

1. Listen to this read aloud book with your child.
2. Ask your child related questions, ex: "What is your favorite part of the story?" "Was the fox a friend?" "How does the video differ from the book?"



Cartoon Creation

Materials: pencil, paper, markers

Instructions:

1. Encourage your child to create a cartoon character.
2. To inspire your child, you may ask who they would want to be if they could be any character in a modern fairy tale? Robin Hood, a prince or princess, ...
3. Draw a thought bubble for your child's character, so that he/she may write a speech bubble with your help.



Gingerbread Cookies

Materials: cookie sheet, oven mitts, butter, sugar, egg, molasses, flour, baking soda, salt, cinnamon, ginger

Preparation: Preheat oven at 350 degrees.

Instructions:

¾ cup unsalted butter softened, 1 cup granulated sugar, 1 large egg, ¼ cup molasses, 2 ½ cups all-purpose flour, 2 tsp baking soda, ½ tsp salt, ½ tsp cinnamon and ½ tsp ginger

Combine the wet ingredients. Then combine the dry ingredients. Add the dry ingredients to the wet ingredients and mix to combine. Scoop dough into balls or shape with cookie cutters and place on baking sheet. Bake for 10-12 minutes at 350 degrees. Enjoy these sweet treats together!

Pigs on a Farm

Materials: internet access, website:

https://youtu.be/rAw7Fs_IAW4

Preparation: Preview video.

Instructions:

1. Watch video with your child.
2. Ask your child, "What can pigs do?" "What sounds do they make?" "Why do farms have pigs?"



The Three Little Pigs

Materials: internet access, website:

<https://youtu.be/W-WLnxbvMyw>

Preparation: Preview video.

Instructions:

1. Listen to this story with your child.
2. Ask questions related to the story, ex: "What was your favorite part of the story?" "Who was your favorite pig?" "What was the strongest house made of?"



Superhero

Materials: fabric (clean pillowcase size), Velcro® or duct tape, scissors, markers

Preparation: Assist child in cutting material.

***Avoid ties around neck due to choking hazard. Use Velcro or duct tape for attachment to clothing.**

Instructions:

1. Encourage your child to create and design his/her own cape to become a superhero.
2. Ask some questions, ex: "Who is our favorite hero? Robin Hood? Mulan?" "What qualities should we admire? Courage? Loyalty?"



Seven Dwarfs

Materials: paper, markers

Instructions:

1. Start by explaining the meaning of each dwarf's name. Begin this social-emotional lesson on reading faces to interpret how others feel.
2. Next, ask your child to draw an emoji for each of the 7 Dwarfs: Grumpy, Dopey, Doc, Happy, Bashful, Sneezy and Sleepy. Help label the emojis to help with literacy.
3. Ask your child what "grumpy" means? "Would you want to be called 'bashful' or 'shy'? Why or why not?"
4. Encourage sensitivity and empathy when interpreting how others feel. Let's be kind!



Yeh-Shen (A Cinderella Story from China)

by Gina Sabella


Materials: internet access, website:

<https://youtu.be/WTsCk5fJYpo>

Preparation: Preview video.

Instructions:

1. Watch this read aloud book with your child.
2. Ask, "Why was Yeh Shen treated differently?" "What is the right thing to do?"



Humpty Dumpty Song

Materials: internet access, website:

<https://youtu.be/dmpBXi4pdpE>

Preparation: Preview video.

Instructions:

1. Listen to this rhyme with your child.
2. Ask related questions, ex: "Why did he fall?" "What was your favorite part of the book?"



Superhero in Action

Materials: chalk or paper, markers, or flower (real or handmade)

Preparation: Decide whether to notify neighbor in advance of delivery or chalk drawing.

Instructions:

1. Brainstorm ways to surprise a neighbor, such as deliver a flower, create a card, or draw on driveway using sidewalk chalk. Ring the bell and step away. Watch for the surprised expression!
2. Write "Thanks for being a good neighbor!" or "The sun will come out tomorrow!"
3. Ask your child to give you ideas on what to do for your neighbor based on what he/she might enjoy.



Humpty Dumpty Puzzle

Materials: cereal box, scissors, markers

Preparation: Find an empty cereal box to cut apart. Use the large blank side for the puzzle.

Instructions:

1. Ask your child to draw Humpty Dumpty on the blank large cardboard canvas.
2. Add colors to the creation. Do you want to add the wall?
3. Cut the cardboard into several puzzle pieces using straight or curved lines.
4. Try to put Humpty Dumpty back together again. You can do it!
5. Cut your pieces in half for him/her to do this with you for a challenge.
6. Praise this recycled art activity!