

5 YEAR OLD

Week

41

Smart Activities



SMART CHOICE. SMARTER CHILD.®

All About Alaska (Part I)

Materials: internet access, website:

<https://youtu.be/5782rSMO5Ns>

Preparation: Preview video.

Instructions:

1. Say, "We are going to learn about the state of Alaska!"
2. Watch the video with your child.
3. Ask questions about the video, ex: "From the video, what does uninhabited mean?" "Is Alaska the largest or smallest state?"



The Snowy Day (Part I)

by Ezra Jack Keats


Materials: internet access, website:

<https://youtu.be/YTHKAKRB5SU>

Preparation: Preview video.

Instructions:

1. Enjoy this wonderful story about a snowy day!
2. Ask questions about the story, ex: "How did Peter leave footprints in the snow?" "Why didn't Peter join the big boys in the snow fight?"




Missing Letters

Materials: crayons, pencil, Missing Letters worksheet

Preparation: Print worksheet.

Instructions:

1. Say, "We are going to find missing letters from words!"
2. Encourage your child to say and sound out the word for each picture. Assist when necessary.
3. Praise all efforts!



Brain Break

Materials: internet access, website:

<https://youtu.be/HMZqjfhKMZY>

Preparation: Preview video. Find or create an open area.

Instructions:

1. Say, "We are going to do brain break activity!"
2. Enjoy the activity by getting the wiggles out together.
3. Continue activity if interest remains.



All About Alaska (Part II)

Materials: internet access, website:

<https://youtu.be/5782rSMO5Ns>

Preparation: Preview video.

Instructions:

1. Continue to enjoy this video about Alaska.
2. Ask questions about the video, ex: "What is Alaska's nickname?" "What does Alaska's nickname mean?"



The Snowy Day (Part II)

by Ezra Jack Keats


Materials: internet access, website:

<https://youtu.be/YTHKAKRB5SU>

Preparation: Preview video.

Instructions:

1. Continue to enjoy this snow day story.
2. Ask questions about the story, ex: "Why was Peter sad?" "What was Peter's dream?" "Did Peter's dream come true?"



A Winter Scene

Materials: construction paper (black), paint (white), straw(s)

Preparation: Gather materials. Prepare and protect area.

Instructions:

1. Say, "We are going to create a winter scene!"
2. Apply paint to construction paper.
3. Encourage your child to blow paint with the straw to create a winter scene!



Dancing Fun

Materials: internet access, website:

<https://youtu.be/pndjWcEuPNo>

Preparation: Preview video. Find or create an open area.

Instructions:

1. Say, "We are going to do a movement activity!"
2. Enjoy dancing and moving your body.
3. Continue activity if interest remains.



Rapping Alaska (Part I)

Materials: internet access, website:

<https://youtu.be/bZPGH4mjUcU>

Preparation: Preview video.

Instructions:

1. Say, "We are going to watch a rap video about Alaska!"
2. Ask questions about the video, ex: "How many potential active volcanoes are in Alaska?" "What mountain's name means the Great One?"



Animals in Winter

by H. Bancroft & R.G Van Gelder


Materials: internet access, website:

https://youtu.be/eLDbjt_FiTM

Preparation: Preview video.

Instructions:

1. Enjoy this wonderful story of how animals survive the winter.
2. Ask questions about the story, ex: "How do bats hibernate?" "How do foxes survive winter?"



Polar Animals

Materials: crayons, Polar Animals Counting worksheet

Preparation: Gather materials. Print worksheet.

Instructions:

1. Say, "We are going a math activity!"
2. Follow instructions provided on the worksheet.



Would You Rather?

Materials: exercise mat, internet access, website:

<https://youtu.be/BIto03WZWzI>

Preparation: Preview video. Find or create an open area.

Instructions:

1. Say, "We are going to do a movement activity where what you choose does matter!"
2. Continue activity if interest remains.



Rapping Alaska (Part II)

Materials: internet access, website:

<https://youtu.be/bZPGH4mjUcU>

Preparation: Preview video.

Instructions:

1. Continue to enjoy watching this video about Alaska!
2. Ask questions about the video, ex: "How many estimated glaciers are in Alaska?" "What is the capital of Alaska?"



Animals in Winter (Part II)

by H. Bancroft & R.G Van Gelder


Materials: internet access, website:

https://youtu.be/eLDbjt_FITM

Preparation: Preview video.

Instructions:

1. Continue to enjoy this wonderful story of how animals survive the winter.
2. Ask questions about the story, ex: "How many pounds of grass does a pika store for the winter?"



Winter Wonderland

Materials: construction paper, cotton balls, craft sticks, glue stick, paint, paintbrush

Preparation: Gather materials. Prepare area.

Instructions:

1. Say, "We are going to create a winter wonderland!"
2. Encourage your child to utilize materials and create a winter land.
3. Ask questions about what he/she is making.



A Penguin Workout

Materials: exercise mat, internet access, website:

<https://youtu.be/jpNs19ibY0Q>

Preparation: Preview video. Find or create an open area.

Instructions:

1. Say, "We are going to do a workout fit for penguins!"
2. Carefully follow instructions and movements.
3. Continue activity if interest remains.



Alaska Fun Facts

Materials: internet access, website:

<https://youtu.be/27V1ggFCuaE>

Preparation: Preview video.

Instructions:

1. Say, "We are going to watch a fun fact video about Alaska!"
2. Ask questions about the video, ex: "What does the flag of a Alaska represent?" "What is a polar night?"



The First Day of Winter

by Denise Fleming

Materials: internet access, website:

<https://youtu.be/JDua9EyshKo>

Preparation: Preview video.

Instructions:

1. Enjoy this wonderful story about winter with a twist!
2. Ask questions about the story, ex: "What was given to the snowman on the 8th day of winter?"



Winter Art

Materials: construction paper, glue, straws

Preparation: Gather materials. Prepare area.

Instructions:

1. Say, "We are going to create a winter masterpiece!"
2. Encourage your child to utilize materials and create a winter masterpiece.
3. Ask questions about what he/she is making.
4. Happy creating!



Finish Strong

Materials: exercise mat, internet access, website:

<https://youtu.be/etYhiq9hM8A>

Preparation: Preview video. Find or create an open area.

Instructions:

1. Say, "We are going to finish the week strong!"
2. Carefully follow instructions and movements.
3. Enjoy getting and remaining fit!



Missing Letters Worksheet

Name: _____

Missing Letters

Write in the missing first sound.



cat



a b



o t



u t



i n



u n



a t



e b



i d



o g



a t



e n




i b

Polar Animal Counting Worksheet

 **Polar** Name _____
Animal Counting

Directions: Color and count the animals. Fill in the correct circle.

 4 2 3	 3 4 5
 7 8 6	 4 6 5
 1 2 3	 4 3 5