

# 5 YEAR OLD

---

Week

34

---

Smart Activities



SMART CHOICE. SMARTER CHILD.®

## Native Americans (Part I)

**Materials:** internet access, website:

<https://youtu.be/uxNDKlh-Vjo>

**Preparation:** Preview video.

**Instructions:**

1. Say, "We are going to watch a video about Native Americans!"
2. Ask questions about the video, ex: "Why were Native Americans called Indians?" "Where did Native Americans live?"



## Turkey Trouble (Part I)

by Wendi Silvano


**Materials:** internet access, website:

<https://youtu.be/TzUS7UHXsd8>

**Preparation:** Preview video.

**Instructions:**

1. Enjoy this wonderful story about a turkey avoiding his destiny.
2. Ask questions about the video, ex: "What items did Turkey use to make him look like a cow?" "Why didn't Turkey look like a horse?"




## Color Graph

**Materials:** crayons, Color Count and Graph Worksheet

**Preparation:** Gather materials. Print template.

**Instructions:**

1. Say, "We are going to do a graphing activity!"
2. Color the items and graph how many of each item you see. (You can use checks or draw pictures to graph the amount of each items.)
3. Ask your child questions about the activity, ex: "What are the different items?" "Which item has the most? The least?"



## Jumping Turkey

**Materials:** measuring tape, tape

**Preparation:** Preview movement. Create or find an open area indoors or outdoors. Peel off several pieces of tape 2 feet in length. Place pieces of tape horizontally on the ground 1 feet apart.

**Instructions:**

1. Say, "We are going to do a jumping activity."
2. Stand behind the first line of tape.
3. Jump between each line with two feet without touching tape.



## Native Americans (Part II)

**Materials:** internet access, website:

<https://youtu.be/uxNDKlh-Vjo>

**Preparation:** Preview video.

**Instructions:**

1. Continue watching this video about Native American culture.
2. Ask questions about the video. Ex. "What is a tribe?" "What were some Native American tribes?"



## Turkey Trouble (Part II)

by Wendi Silvano


**Materials:** internet access, website:

<https://youtu.be/TzUS7UHXsd8>

**Preparation:** Preview video.

**Instructions:**

1. Continue to enjoy this wonderful story about a turkey avoiding his destiny.
2. Ask questions about the video, ex: "Why didn't Turkey's pig disguise work?" "Why was Turkey trying to hide?"



## Turkey Illustration

**Materials:** construction paper, crayons

**Preparation:** Gather materials.

**Instructions:**

1. Say, "We are going to make an illustration of Turkey in your favorite disguise!"
2. Ask your child which of Turkey's disguises he/she liked the most?
3. Praise for all efforts.



## Yoga Movements

**Materials:** exercise mat

**Preparation:** Preview movement. Create or find an open area.

**Instructions:**

Say, "It's yoga time!"

**Windsurfing:** From a standing position, step one foot back, placing the foot facing slightly outwards, take your arms up parallel to the ground, bend at your waist, tilt your upper body, reach your front hand to gently rest on your shin, and reach your other arm straight up

**Waterfall:** stand straight, bend upper body, and reach for your toes - sway your arms



## Native Americans (Part III)

**Materials:** internet access, website:

<https://youtu.be/uxNDKlh-Vjo>

**Preparation:** Preview video.

**Instructions:**

1. Continue watching this video about Native American culture.
2. Ask questions about the video, ex: "How did Native Americans live prior to Europeans?" "Why were Native American tribes' homes different from each other?"



## Turkey Trouble (Part III)

by Wendi Silvano


**Materials:** internet access, website:

<https://youtu.be/TzUS7UHXsd8>

**Preparation:** Preview video.

**Instructions:**

1. Continue to enjoy this wonderful story about a turkey avoiding his destiny.
2. Ask questions about the video, ex: "What items did Turkey use to pretend he was a rooster?"



## A Disguise for Turkey

**Materials:** various art materials

**Preparation:** Find and gather various materials for your turkey disguise.

**Instructions:**

1. Say, "We are going to create a disguise for Turkey!"
2. Discuss disguises and materials that Turkey could use to hide from Farmer Jake.
3. Use materials to create Turkey's disguise and avoid being the main course.



## The Turkey Wobble

**Materials:** internet access, website:

<https://youtu.be/EhxVexWtE-4>

**Preparation:** Preview video. Create or find an open area.

**Instructions:**

1. Say, "We are going to do the Turkey Wobble!"
2. Enhance the activity by joining in on the fun with your child.
3. Continue activity if interest remains.



## Native Americans (Part IV)

**Materials:** internet access, website:

<https://youtu.be/uxNDKlh-Vjo>

**Preparation:** Preview video.

**Instructions:**

1. Continue watching this video about Native American culture.
2. Ask questions about the video, ex: "What were pueblo homes also known as?" "What type of Native American homes remind us of homes we have today?"



## How to Catch a Turkey (Part I)

by Adam Wallace


**Materials:** internet access, website:

<https://youtu.be/TvMdnzMblFA>

**Preparation:** Preview video.

**Instructions:**

1. Enjoy this read aloud story with your child.
2. Ask questions about the video, ex: "Why did the turkey run away?" "Where was the first place the turkey ran to get away?"



## Rhyming Pumpkins

**Materials:** crayons, Pumpkin Partners Worksheet

**Preparation:** Gather materials. Print worksheet.

**Instructions:**

1. Say, "We are going to do a rhyming activity."
2. Read instructions on the worksheet.
3. Assist your child if necessary.



## Turkey Dance Freeze

**Materials:** internet access, website:

[https://youtu.be/DpNZvy\\_ysVQ](https://youtu.be/DpNZvy_ysVQ)

**Preparation:** Preview video. Create or find an open area.

**Instructions:**

1. Say, "We are going to do the Turkey Dance!"
2. Continue activity if interest remains.





## Native American Cultures

**Materials:** internet access, website:

[https://youtu.be/\\_y9-ymLpO58](https://youtu.be/_y9-ymLpO58)

**Preparation:** Preview video.

**Instructions:**

1. Watch the video with your child.
2. Ask questions about the video, ex: "Which tribe was known for fishing and agriculture?" "Which tribe was known for as warriors and hunters?"
3. Encourage your child to find tribes' names in word search.



## How to Catch a Turkey (Part II)

by Adam Wallace


**Materials:** internet access, website:

<https://youtu.be/TvMdnzMbLFA>

**Preparation:** Preview video.

**Instructions:**

1. Listen to the read aloud story with your child.
2. Ask questions about the video, ex: "What were some items used to try and catch the turkey?" "What was the turkey's 'crowning achievement'?"



## My Turkey Contraption

**Materials:** construction paper, crayons, markers, pencil, various materials

**Preparation:** Gather materials.

**Instructions:**

1. Say, "We are going to create our own contraption to catch a turkey!"
2. Review the word **contraption**.
3. Encourage your child to write a brief description about his/her contraption and why it would work.
4. Encourage your child to draw and/or build the turkey contraption.
5. Good luck!



## Cardio Fit

**Materials:** exercise mat, internet access, website:

<https://youtu.be/5if4cjO5nxo>

**Preparation:** Preview video. Create or find an open area.

**Instructions:**

1. Say, "We are going to finish the week strong!"
2. Continue to enjoy getting fit!





# Pumpkin Partners!

Find each pair of pumpkins that rhyme.  
Shade each pair a different color after you match them!

