

PRE-K

Week

40

Smart Activities



SMART CHOICE. SMARTER CHILD.®

Winter at the North Pole

Materials: internet access, website:

<https://youtu.be/WXtAGvclxC4>

Preparation: Preview video.

Instructions:

1. Watch the video with your child.
2. Ask questions, ex: "Where is the coldest part of the world?" "What are some of the differences between polar bears and seals?" "What is the difference in the Arctic during the winter?"



The Polar Bears Are Hungry

by Carol Carrick


Materials: internet access, website:

<https://youtu.be/OxHw4tY5LUY>

Preparation: Preview video.

Instructions:

1. Listen to the read aloud story with your child.
2. Ask questions about the story, ex: "What is a polar bears favorite meal?" "What do the bear cubs do on the ice?" "How does mother bear hunt for seals?"




Polar Bear Counting

Materials: Polar Bear Counting template, scissors (save for Day 2 exercise activity)

Preparation: Print template. Cut out icebergs and lay out in a random order. (Save for activity later in the week.)

Instructions:

1. Say, "Remember polar bears move around and hunt on icebergs. These are icebergs with numbers. I would like you to put the icebergs in numerical order."
2. Assist if needed.



Yoga Polar Bear

Materials: internet access, website:

<https://youtu.be/t0uR37JNX54>

Preparation: Find an open, safe area. Preview video.

Instructions:

1. Have your child join you and begin the video.
2. Encourage him/her to follow the various yoga moves while listening to the story.



Sled Dogs

Materials: internet access, website:

<https://youtu.be/6nVfFNbxX7s>

Preparation: Preview video.

Instructions:

1. Watch the video with your child.
2. Discuss dog racing, the weather, and how much training it takes to be successful.



My Alaskan Race by Huskie Dog

by Rich Linville


Materials: internet access, website:

<https://youtu.be/SISHLt0HI5Y>

Preparation: Preview video.

Instructions:

1. Listen to the read aloud story with your child.
2. Ask questions, ex: "What items must be carried on the sled?" "How many different routes are there and how are they decided?" "What sounds does the musher make to direct the dogs?"



My Snow Dog

Materials: paper, pencil, markers

Preparation: Gather materials.

Instructions:

1. Say, "I want you to write a story about what your snow dog would do in a race and then draw a picture."
2. Encourage your child to read you his/her snow dog story and explain his/her illustration.



Glacier Hopscotch

Materials: Polar Bear Counting template (from Day 1), tape

Preparation: Locate an open, safe area. Tape the glaciers in a hopscotch pattern.

Instructions:

1. Say, "See the hopscotch. I want you to jump and count as you touch the numbers."
2. Continue as long as interest remains.



How An Igloo Keeps You Warm

Materials: internet access, website:

<https://youtu.be/1L7EI0vKVuU>

Preparation: Preview video.

Instructions:

1. Watch the video with your child.
2. Talk about insulation and how animals and people stay warm.



Curious George Builds an Igloo

by H. A. Rey

Materials: internet access, website:

<https://youtu.be/3EX2GYhbaHk>

Preparation: Preview video.

Instructions:

1. Listen to the story with your child.
2. Ask questions, ex: "How must you start to build an igloo?" "What happened when George built his own igloo?" "What happened in the living room igloo and why?"



Sugar Cube Igloo

Materials: sugar cubes, Styrofoam ball (2.5"), icing, plastic knife, sharp knife (**adults only**)

Preparation: Cut the Styrofoam ball in half using a sharp knife.

Instructions:

1. Say, "Let's build an Igloo."
2. Instruct your child to begin building the igloo by laying half a Styrofoam ball flat side down on the table and place a small dollop of icing on the top center of the dome and a sugar cube on it.
3. Then, make the next layer by placing icing around the center cube and then placing the cubes in a shape of a flower. Continue building until the ball is covered but leave an area open for the doorway.



Can You Find the Hot Cocoa?

Materials: mug, cocoa mixture, spoon, marshmallows, paper, pencil

Preparation: hide the items around the house or outside if possible

Instructions:

1. Say, "We are going to make hot chocolate but first you must find the items."
2. Have your child write a list of the items you have hidden. Assist when needed.
3. Then have him/her start at one end of the room and begin looking for the items.
4. Once all items are found, have fun making Hot Cocoa together.



Blubber Keeps Us Warm

Materials: large bowl, ice, water, 4 sealable sandwich bags, shortening, spatula, towel

Preparation: Fill a large bowl with ice and water. Turn a sandwich bag inside out, place the bag on your hand, and use a spatula to cover both sides of the bag in vegetable shortening. Place the shortening coated bag inside another bag and seal. Turn a clean bag inside out, place it inside another clean bag and seal.

Instructions:

1. Show your child the bags.
2. Have your child place his/her hands inside the bags with one on each hand (one with the shortening and one without).
3. Then have your child place both hands in the ice water.
4. Discuss the difference in what your child feels with each and hand why.



All About Seals

by Zehnya Bruckert and Danielle Bruckert

Materials: internet access, website:

<https://youtu.be/CUjvUXyOgd4>

Preparation: Preview video.

Instructions:

1. Let your child know that this book is nonfiction which means it is giving you facts about the seals and is not a made-up story.
2. Ask questions, ex: "What do seals use to propel them through the water?" "What seals eat?" "What keeps seals warm?"



Writing Tundra Words

Materials: Tundra Word Writing template, scissors, pencil, paper, markers

Preparation: Print template. Cut apart the pictures.

1. Say, "I want you to look and tell me what is in the pictures. Sound out the word that is written."
2. Then say, "I want you to write all of the words and draw a picture to go along with the words."
3. Praise all efforts and assist when needed.



Broom Hockey

Materials: broom, ball, painter's tape

Preparation: Locate a safe area to play. Place tape on floor making a goal and a starting line.

Instructions:

1. Say, "I want you to take the broom and hit the ball into the goal area."
2. Continue as long as interest remains.



Penguins

Materials: paper, pencil, crayons, internet access, website:

<https://youtu.be/VINfa6BV8es>

Preparation: Preview video.

Instructions:

1. Watch the video with your child and talk about penguins.
2. Then, have him/her draw a picture of penguins and where they live.



Be Brave, Little Penguin

by Rachel Elliott


Materials: internet access, website:

<https://youtu.be/f4TnDma78Oo>

Preparation: Preview video.

Instructions:

1. Listen to the read aloud story with your child.
2. Ask questions, ex: "What is different about little penguin?" "What happened when he got into the water?" "Who did Little Penguin help get over his fear?"




Penguin Number Count

Materials: Penguin Number Matching template, coins (i.e. bingo markers, small items), scissors

Preparation: Print template. Cut out number cards and place in random order.

Instructions:

1. Say, "I want you to look at the pictures of the penguins and read me the words and numbers."
2. Then, have your child take the coins and put the correct number on each card. Once completed, have him/her put the cards in numerical order.
3. To extend this activity, cut each number card (with the penguins on the word side) and have your child match the words to the numbers.



Ice Skating Again

Materials: wax paper (better for carpeted areas) or paper plates, fun age-appropriate music, scissors


Preparation: Locate a safe area and cut wax paper.

Instructions:


1. Say, "We are going to skate around the room."
2. Give your child the 2 pieces of wax paper and have him/her put it under his/her shoes.
3. Then, turn on the music and skate around the room.



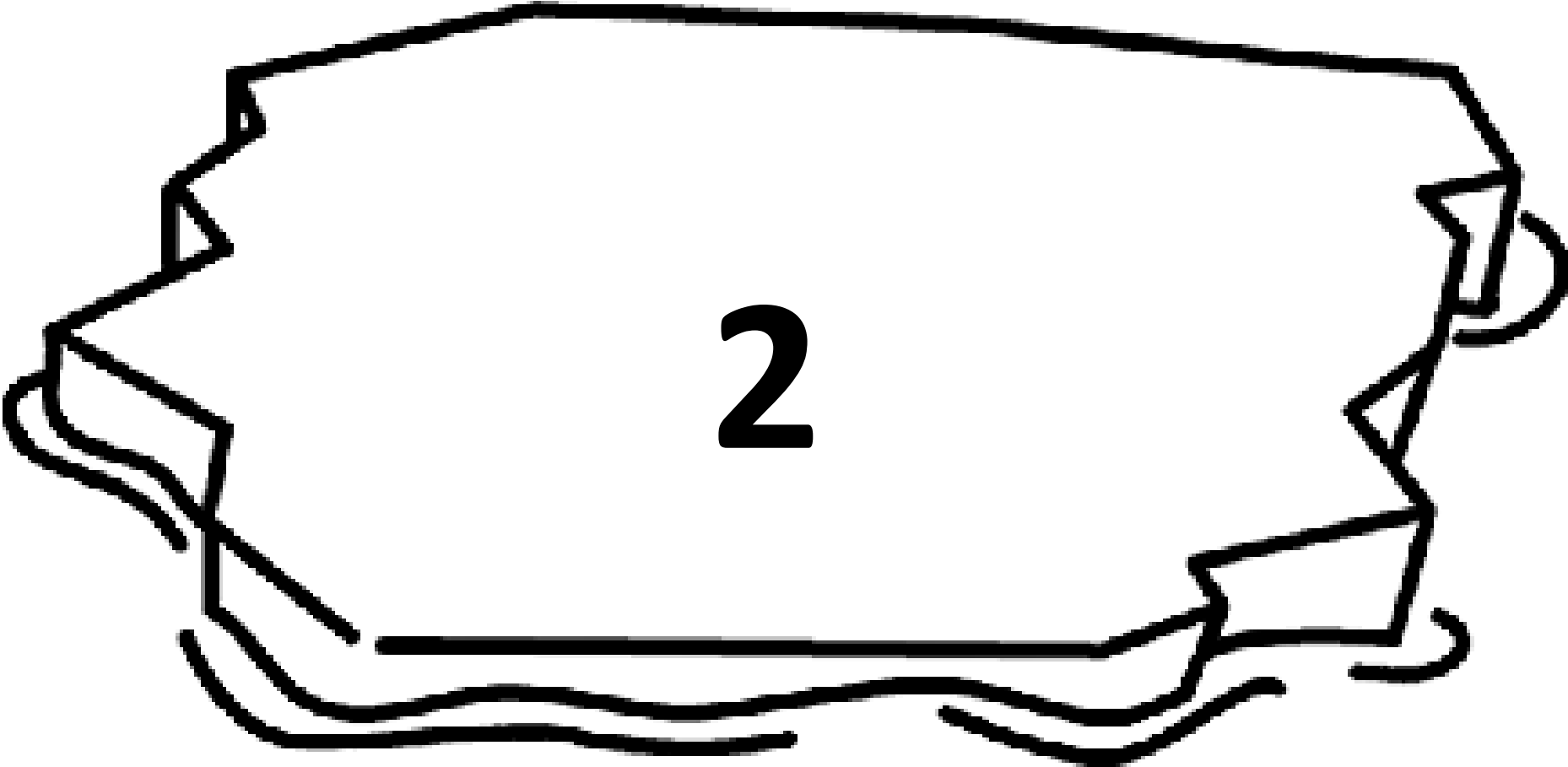
Polar Bear Counting Template




Polar Bear Counting Template




Polar Bear Counting Template




Polar Bear Counting Template




Polar Bear Counting Template




Polar Bear Counting Template




Polar Bear Counting Template




Polar Bear Counting Template




Polar Bear Counting Template



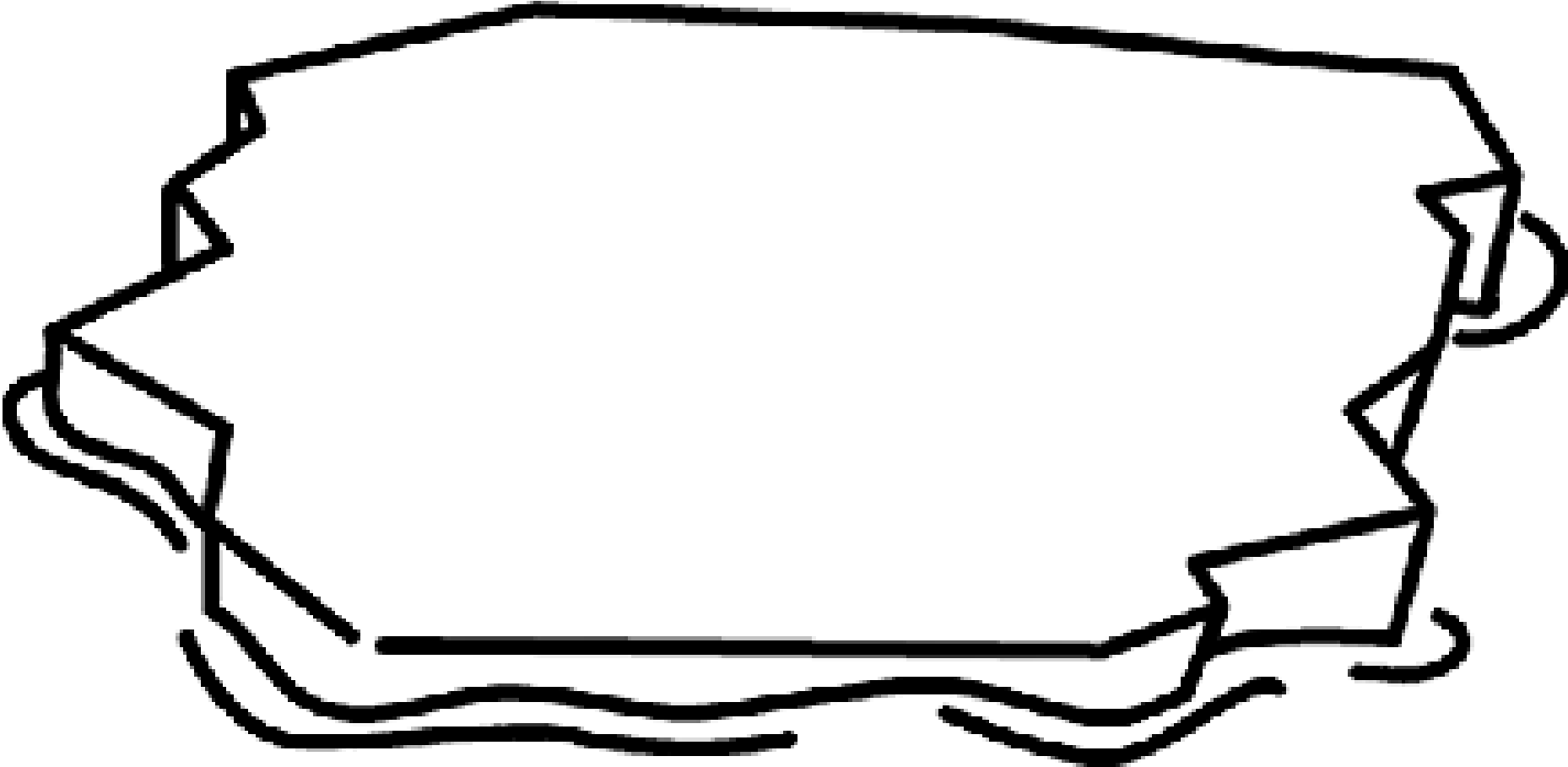
Polar Bear Counting Template



Polar Bear Counting Template



Polar Bear Counting Template



Tundra Word Writing Template



Polar Bear



Seal

Tundra Word Writing Template



Penguins



Moose

Tundra Word Writing Template



Malamutes (Sled Dogs)



Iceberg

Tundra Word Writing Template



Igloo



Walrus

Penguin Number Matching Template

One



1

Two



2

Penguin Number Matching Template

Three



3

Four



4

Five



5

Penguin Number Matching Template

Six



6

Seven



7

Eight



8

Nine



9

Penguin Number Matching Template

Ten



10