

PRESCHOOL

Week

22

Smart Activities



SMART CHOICE. SMARTER CHILD.®

I Can Taste

by Julie Murray


Materials: internet access, website:

<https://youtu.be/ccD5JUyBP-8>

Preparation: Preview video.

Instructions:

1. Listen to the read aloud book with your child.
2. Ask questions related to the story, ex: "What if we could not taste?" "What is your least favorite taste?"



Taste Song

Materials: internet access, websites:

<https://youtu.be/14-sCPetUMc>

<https://youtu.be/xPyKTbopCuk>

Preparation: Preview videos.

Instructions:

1. Watch the videos with your child.
2. Name different tastes. Ask, "What is sour?" "What is sweet?"



Taste

Materials: apples, lemon

Preparation: Precut sections of apples and lemon.

Instructions:

1. Ask your child what he/she predicts the apples and lemon will taste like.
2. Provide your child with apple sections.
3. Ask him/her to eat the slices of different apples and describe the taste of each kind.
4. Provide a lemon for your child to taste. Mention "sour." What else tastes sour?
5. Ask your child to describe the taste of the lemon and compare it to the taste of the apples.
6. Congratulate your child on being a taste tester!



What Do You Hear?


Materials: internet access, website:

<https://youtu.be/YVgv1EFJZHc>

Preparation: Preview video.

Instructions:

1. Listen to this song with your child.
2. Ask questions related to the song, ex: "What sound did you hear the rooster make?"
"What was your favorite sound in the song?"



The Ear Book

by Al Perkins

Materials: internet access, website:

<https://youtu.be/OaNe0pfZskQ>

Preparation: Preview video.

Instructions:

1. Listen to the read aloud book with your child.
2. Ask questions related to the story, ex: "What is something that they heard in the book?"
"What is something that you are hearing now?"




Table Time

Materials: napkins, utensils, plates, cups (plastic, optional)

Preparation: Check that materials match the number of family members and space on table.

Instructions:

1. Encourage your child to place one of each material for each member of the family. See that he/she understands one-to-one correspondence with one napkin, one plate, one fork, etc. per person.
2. Listen to your child count around the table.
3. Enjoy a meal with all the family at the table if possible.



The Sense of Smell

Materials: internet access, website:

<https://youtu.be/kT7T1tcJ7gA>

Preparation: Preview video.

Instructions:

1. Watch the video with your child.
2. Ask questions related to the video, ex: "What organ is used to smell?" "What is your favorite smell?"



I Can Smell

by Julie Murray

Materials: internet access, website:

<https://youtu.be/Fiv9vsWyR8o>

Preparation: Preview video.

Instructions:

1. Listen to the read aloud book with your child.
2. Ask questions related to the story, ex: "What is something in the story you think smelled good?" "What is something in the story that you think smelled bad?"

I Can Smell



Bubbles

Materials: water, dish soap (not ultra-concentrated), light corn syrup, large container, measuring cup, straw (or pipe cleaner or twist-tie)

Instructions:

1. Make a bubble mixture with your child.
2. Add 6 cups of water to a large container.
3. Next add 1 cup of dish soap (not ultra concentrated) and stir slowly until dissolved. Do not create bubbles while stirring.
4. Next add ¼ cup light corn syrup to container and mix.
5. Optional: Put lid on container overnight for best results or use now.
6. Create bubble wand by using pipe cleaner or bread twist-tie or dip straw in mixture.



Virtual Tour to Eye Doctor

Materials: internet access, website:

<https://youtu.be/xw2an8EN-eA>

Preparation: Preview video.

Instructions:

1. View the video with your child.
2. Ask related questions, ex: "What do glasses do?" "Who helps us with our vision?"



The Eye Book

by Dr. Seuss


Materials: internet access, website:

https://youtu.be/dE6RKmyN_AQ

Preparation: Preview video.

Instructions:

1. Listen to this read aloud book with your child about eyes.
2. Ask questions related to the story, ex: "Why do we need to see?" "What would life be like if we could not see?"



See: Sink or Float?

Materials: tub or large container, water, household items

Instructions:

1. Encourage your child to experiment with objects to see if they sink or float.
2. Discuss how scientists experiment to discover.
3. Ask your child to predict if the item will drop/sink or stay on top/float?
4. Drop items more than once to see if your child can recall whether they did sink or float.
5. See if your child is interested in finding more objects to test.



The Wiggles Sing: Hand Washing

Materials: internet access, website:
<https://youtu.be/DJD9zPv2NmM>

Preparation: Preview video.

Instructions:

1. Listen to the song with your child.
2. Ask questions about when to wash our hands. "Why should we wash hands?" "How long?"



I Can Touch

by Julie Murray

Materials: internet access, website:
<https://youtu.be/azHgUAEDGug>

Preparation: Preview video.

Instructions:

1. Listen to this read aloud book with your child.
2. Ask questions related to the story, ex: "Why do things feel differently?" "What is your favorite texture?"



Making Goop

Materials: water, flour, salt, cooking oil, cream of tartar, optional: food coloring

Instructions:

1. Encourage your child to create goop.
2. Combine 2 cups flour, 1 cup salt, and 4 teaspoons of cream of tartar.
3. Add 2 cups water, 2 tablespoons of cooking oil, and food coloring (optional).
4. Cook on low heat for 4 minutes stirring constantly until it forms a ball. Let cool.
5. Enjoy your goop!
6. Store in air-tight container.

