

PRESCHOOL

Week

26

Smart Activities



SMART CHOICE. SMARTER CHILD.®

Dogs

Materials: internet access, website:

<https://youtu.be/ZplybWvLOg>

Preparation: Preview video.

Instructions:

1. Enjoy this video about dogs with your child.
2. Talk with him/her about dogs and the different sizes they come in.



Biscuit

by Alyssa Satin Capucilli

Materials: internet access, website:

<https://youtu.be/hPHt7SY-q8>

Preparation: Preview video.

Instructions:

1. Listen to the read aloud story with your child.
2. Ask questions, ex: "What is the puppy's name in the story?" "What color is Biscuit?" "What did Biscuit want before bed?"



Doggie Paw Snacks

Materials: pepperoni, square cracker, cheese

Preparation: Cut pepperoni in pieces to look like a paw print. Cut cheese to fit the cracker.

Instructions:

1. Show your child the paw print cracker and ask him/her who would make the print. Give hints like barking, if needed.
2. Enjoy the snack together. Have your child sign the word "Thank You" to you.



Cats

Materials: internet access, website:

<https://youtu.be/jPf0X0QcIXE>

Preparation: Preview video.

Instructions:

1. Watch the video with your child.
2. Ask him/her questions, ex: "What do cats like to do?" "How do cats take a bath?"



Some Pets

by Angela Diterlizzi


Materials: internet access, website:

<https://youtu.be/XOGSedNnjVI>

Preparation: Preview video.

Instructions:

1. Listen to the story with your child.
2. Ask questions, ex: "What are some of the things pets do?" "What was your favorite pet in the story?"



Lazy Cat Stretching

Instructions:

1. Say, "We are going to pretend to be a cat getting up from its nap."
2. Have your child yawn, give a meow, then stretch out his/her arms, legs, and back.
3. Then, slowly relax and curl on the floor for another nap.
4. Repeat as long as there is interest.



My First Pet! Betta Fish

Materials: internet access, website:

<https://youtu.be/wI13YtsF4KM>

Preparation: Preview video.

Instructions:

1. Watch the video with your child.
2. As you watch, talk about the various animals in the pet store.
3. Then, discuss how to take care of the fish and where the fish lives.



Pete the Cat: A Pet for Pete

by James Dean


Materials: internet access, website:

<https://youtu.be/Cp1DCp5ZsPo>

Preparation: Preview video.

Instructions:

1. Listen to the story with your child.
2. Ask questions, ex: "What type of pet did Pete get at the Pet Store?" "What did he name his fish?"



My Pet Fish

Materials: Fish template, tissue paper, glue stick, scissors

Preparation: Gather materials. Print out template and cut tissue paper into square shapes.

Instructions:

1. Show your child the fish template and tissue paper. Help apply glue all over the fish.
2. Show your child how to pick up a square piece and glue onto the fish.
3. Encourage him/her to cover the fish with the pieces of tissue paper.



Animal Sounds Song

Materials: internet access, website:

<https://youtu.be/FPH4EQ4O2RU>

Preparation: Preview video.

Instructions:

1. Watch the video with your child.
2. Encourage him/her to sing along and follow the instructions of animal sounds, stand up, and sit down.
3. Praise your child as he/she follows the instructions and moves.



Hot Rod Hamster

by Cynthia Lord


Materials: internet access, website:

<https://youtu.be/kfNHT5jKhns>

Preparation: Preview video.

Instructions:

1. Listen to the story with your child.
2. Ask questions, ex: "What type of car did the hamster need and why?" "Who won the prize?"



Pet Footprints Move

Materials: Animal Footprints template, scissors, tape

Preparation: Print template and cut out footprints. Then, tape them to the floor.

Instructions:

1. Show your child the different animal footprints and identify them.
2. Then, have your child step on a footprint and act like that animal.
3. Encourage him/her to say the animal and then keep choosing a different footprint.



Pet Song for Kids

Materials: internet access, website:

<https://youtu.be/RAObh4cLDAI>

Preparation: Preview video.

Instructions:

1. Watch the video with your child.
2. Sing about the different pets, make the sounds, and move with the song.



White Rabbit's Color Book

by Alan Baker


Materials: internet access, website:

<https://youtu.be/wqr8Yh5NJ8k>

Preparation: Preview video.

Instructions:

1. Listen to the story with your child.
2. Talk about the different colors rabbit changes into.



Coloring My World

Materials: food coloring, clear cups, water

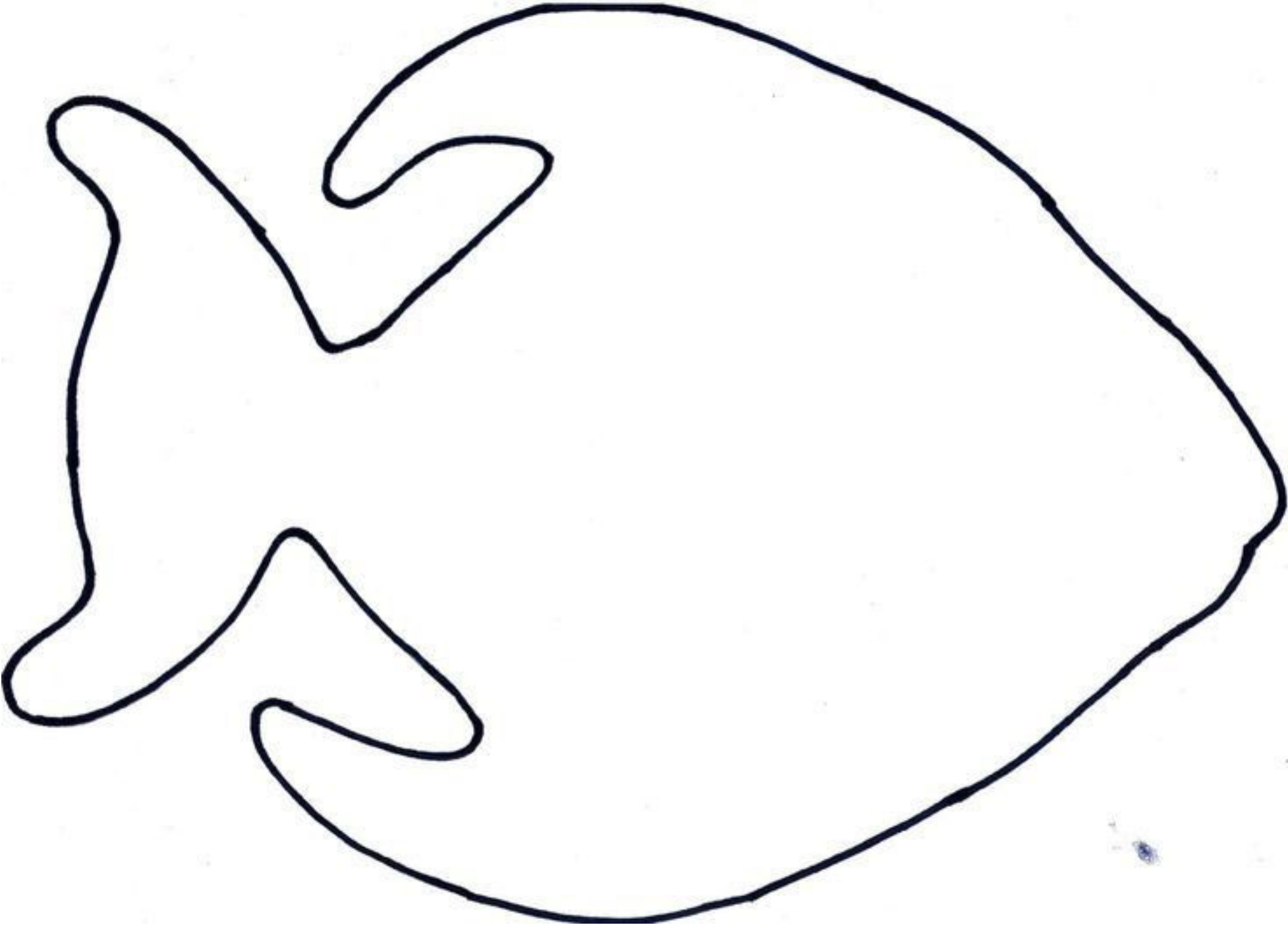
Preparation: Gather materials. Fill cups with water - 2 red, 2 blue, 2 yellow.

Instructions:

1. Show your child the different colors and say, "We are going to make the colors in your world." Sign the word "world" when you say it.
2. Encourage your child to identify the colors. Then take one color and add some of the yellow color into the cup.
3. Ask your child what color he/she sees and continue until you have made all the colors possible.



Fish Template



Animal Footprints Template



Dog Footprint

Animal Footprints Template



Cat Footprint

Animal Footprints Template



Hamster Footprint



Rabbit Footprint