

**5 YEAR OLD**

---

Week

**39**

---

**Smart Activities**



**SMART CHOICE. SMARTER CHILD.®**

## The Haves Have It

**Materials:** internet access, website:

<https://youtu.be/53ySmRku3PY>

**Preparation:** Preview video.

**Instructions:**

1. Say, "We are going to learn a new sight word!"
2. Watch the video and encourage your child to participate with the song.



## Llama Llama Holiday Drama (Part I)

by Ann Dewdney


**Materials:** internet access, website:

[https://youtu.be/6WRMxFZoo\\_Q](https://youtu.be/6WRMxFZoo_Q)

**Preparation:** Preview video.

**Instructions:**

1. Enjoy this wonderful story about holiday drama!
2. Ask questions about the story, ex: "What did Llama Llama drop?" "What did Mama Llama and Llama Llama measure?"



## Patterns

**Materials:** scissors (child), glue stick, Holiday Patterns worksheet

**Preparation:** Gather materials. Print worksheet.

**Instructions:**

1. Say, "We are going to complete patterns!"
2. Cut out the bottom row of images.
3. Encourage your child to tell you which picture comes next to complete each pattern.
4. Glue the correct images in the empty spaces.



## Brain Break

**Materials:** internet access, website:

<https://youtu.be/HMZqjfhKMZY>

**Preparation:** Preview video. Find or create an open area.

**Instructions:**

1. Say, "We are going to do brain break activity!"
2. Enjoy the activity by getting the wiggles out together.
3. Continue activity if interest remains.



## Christmas Fun Facts (Part I)

**Materials:** internet access, website:

<https://youtu.be/sCAnZWzgvSk>

**Preparation:** Preview video.

**Instructions:**

1. Say, "We are going watch a fun facts video about Christmas!"
2. Ask questions about the video, ex: "What were the first Christmas trees decorated with?" "When do some people in other countries celebrate Christmas?"



## Llama Llama Holiday Drama (Part II)

by Ann Dewdney


**Materials:** internet access, website:

[https://youtu.be/6WRMxFZoo\\_Q](https://youtu.be/6WRMxFZoo_Q)

**Preparation:** Preview video.

**Instructions:**

1. Continue to enjoy this wonderful story about holiday drama!
2. Ask questions about the story, ex: "Who was the fancy cookie for?" "What do you think made Llama Llama's stomach hurt?"



## My Christmas Tree

**Materials:** construction paper (brown, green, red, various colors), glue stick, scissors

**Preparation:** Gather materials.

**Instructions:**

1. Say, "We are going to create our own Christmas tree!"
2. Create an outline of Christmas tree.
3. Encourage your child to cut construction paper lights and ornaments to decorate the tree.
4. Praise all efforts.



## Workout Tuesday

**Materials:** exercise mat, internet access, website:

<https://youtu.be/5if4cjO5nxx>

**Preparation:** Preview video. Find or create an open area.

**Instructions:**

1. Say, "We are going to get the wiggles out!"
2. Follow movements carefully.
3. Enjoy getting fit together.



## Christmas Fun Facts (Part II)

**Materials:** internet access, website:

<https://youtu.be/sCANZWzgvSk>

**Preparation:** Preview video.

**Instructions:**

1. Continue to enjoy the video of Christmas fun facts.
2. Ask questions about the video, ex: "Who was Rollo?" "Which state declared Christmas a holiday first?"



## Sneezy the Snowman

by Maureen Wright


**Materials:** internet access, website:

<https://youtu.be/uOWKdqK6O9o>

**Preparation:** Preview video.

**Instructions:**

1. Enjoy this wonderful story about a cold snowman.
2. Ask questions about the story, ex: "What were the ways Sneezy melted?" "What made Sneezy feel just right?"




## Story Sequence

**Materials:** glue stick, scissors, Sneezy Sequence worksheet

**Preparation:** Gather materials. Print worksheet.

**Instructions:**

1. Encourage your child to join you.
2. Say, "We are going to do a story sequence activity."
3. Review *Sneezy the Snowman* story.
4. Encourage her to cut pictures and place in the correct order.



## Workout Wednesday

**Materials:** exercise mat, internet access, website:

[https://youtu.be/0\\_2gU2E0HOQ](https://youtu.be/0_2gU2E0HOQ)

**Preparation:** Preview video. Find or create an open area.

**Instructions:**

1. Say, "We are going to do a fun workout routine!"
2. Follow movements carefully.
3. Enjoy getting fit together.





## The Tale of the Tree (Part I)

**Materials:** internet access, website:

[https://youtu.be/790S\\_jG-HqQ](https://youtu.be/790S_jG-HqQ)

**Preparation:** Preview video.

**Instructions:**

1. Enjoy this video of how the Christmas tree became a tradition.
2. Ask questions about the video, ex: "From the video, what does *legend* mean?" "What were early Christmas trees called?"



## Kevin's Kwanzaa (Part I)

by Lisa Bullard


**Materials:** internet access, website:

<https://youtu.be/I3Lyii40-G4>

**Preparation:** Preview video.

**Instructions:**

1. Enjoy this wonderful story about African American holiday tradition.
2. Ask questions about the story, ex: "How many days is Kwanzaa celebrated for?" "Who lit the first candle?"




## What is Sneezzy Saying?

**Materials:** pencil, What is Sneezzy Saying? worksheet

**Preparation:** Gather materials. Print worksheet.

**Instructions:**

1. Say, "We are going to do a coding activity!"
2. Encourage your child to complete math problems. Use counting materials and assist if necessary.
3. Praise all efforts.



## Getting Fit

**Materials:** exercise mat, internet access, website:

<https://youtu.be/YIB2SJnBHBQ>

**Preparation:** Preview video. Find or create an open area.

**Instructions:**

1. Say, "We are going to do a fun workout routine!"
2. Follow movements carefully.
3. Enjoy getting fit together.



## The Tale of the Tree (Part II)

**Materials:** internet access, website:

[https://youtu.be/790S\\_jG-HqQ](https://youtu.be/790S_jG-HqQ)

**Preparation:** Preview video.

**Instructions:**

1. Continue to watch this video of how the Christmas tree became a tradition.
2. Ask questions, ex: "When did the Christmas tree become popular?" "Who came up with the idea of Christmas lights?"



## Kevin's Kwanzaa (Part II)

by Lisa Bullard


**Materials:** internet access, website:

<https://youtu.be/I3Lyii40-G4>

**Preparation:** Preview video.

**Instructions:**

1. Continue to enjoy this wonderful story about African American holiday tradition.
2. Ask questions about the story, ex: "What language were the seven principles written in?" "What was Kevin's principle?"




## Bar Graph

**Materials:** crayons, Mazao Math worksheet

**Preparation:** Gather materials. Print worksheet.

**Instructions:**

1. Say, "We are going to do a graphing activity!"
2. Encourage your child to count objects and color correct number of boxes to match.
3. Praise all efforts.



## Watch Out!

**Materials:** internet access, website:

<https://youtu.be/jTQrR1UIBRY>

**Preparation:** Preview video. Find or create an open area.

**Instructions:**

1. Say, "We are going to do a fun activity!"
2. Follow instructions carefully.
3. Avoid the obstacles!

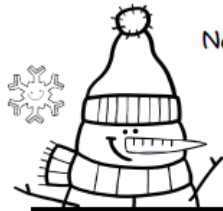


# Holiday Patterns Worksheet

Name: \_\_\_\_\_

# Sneezy the Snowman Sequencing Worksheet










Name: \_\_\_\_\_

## SNEEZY the SNOWMAN



I can sequence the events from the story.


©2016 Cakes of Kindness on TpT

<p>He wears the girl's hat.</p> 	<p>He wears the girl's jacket.</p> 	<p>He sits in the hot tub.</p> 	<p>He eats the ice cream.</p> 	<p>He wears the boy's scarf.</p> 	<p>He stands by the fire.</p> 	<p>He has hot cocoa.</p> 
---	--	--	---	--	---	--



# What is Sneezzy Saying? Worksheet

## What is Sneezzy Saying?

Solve the equations below. Match each number in Sneezzy's speech bubble to the letter with the same sum.

Name: \_\_\_\_\_

$3+7=$  \_\_\_\_\_

**B**

$11+4=$  \_\_\_\_\_

**M**

$6+3=$  \_\_\_\_\_

**E**

$18+3=$  \_\_\_\_\_

**N**

$7+6=$  \_\_\_\_\_

**W**

$10+4=$  \_\_\_\_\_

**D**


$12+5=$  \_\_\_\_\_

**A**

$8+8=$  \_\_\_\_\_

**R**

$6+6=$  \_\_\_\_\_

**K**

15 17 12 9 15 9

10 16 17 21 14


21 9 13

# Mazao Math Worksheet

Name \_\_\_\_\_

It's Kwanzaa!  
Graphing

## Mazao Math



How many?

Count.

Graph.

1

2

3

4

5

6

