

PRE-K

Week

23

Smart Activities



SMART CHOICE. SMARTER CHILD.®

The Pledge of Allegiance

Materials: internet access, website:

https://youtu.be/CE89h8grI_c

Preparation: Preview video.

Instructions:

1. Watch the video with your child.
2. Encourage your child to participate in saying the Pledge of Allegiance.
3. Talk to your child about the meaning of "Allegiance."



What Does It Mean to Be American?

by Rona DiOrio & Elad Yoran


Materials: internet access, website:

<https://youtu.be/fOXTZPMPxw>

Preparation: Preview video.

Instructions:

1. Encourage your child to join you.
2. Ask questions about the story, ex: "What does it mean being American?" "What was one of the founding principles?" "What does 'freedom' mean?"



Where Do I Live

Materials: paper, pencil, crayons, markers

Preparation: Gather materials and prewrite your child's full address.

Instructions:

1. Say, "We are going to write out our address, including the city and state, where we live. I have written our address out, and now I want you to copy it."
2. As your child copies the address have him/her identify the letters, numbers, and words.
3. Encourage your child to draw his/her home.
4. Next, talk to your child about the county you live in and the community.



Balance Beam

Materials: tape

Preparation: Find an open area and place tape down in a straight line, a zig-zag line, and angles.

Instructions:

1. Say, "We are going to walk, hop, and heel-to-toe on the tape 'balance beam.'"
2. Have your child choose one of the lines to follow and remind him/her it is Free Choice, like Americans have this right.
3. Encourage your child to balance and walk on the tape using the various methods you call out.



Pledge of Allegiance in American Sign Language

Materials: internet access, website:

https://youtu.be/XH_FELUCRxg

Preparation: Preview video.

Instructions:

1. Watch the video with your child.
2. Encourage your child to participate in saying the Pledge of Allegiance and signing it.
3. Watch and practice a couple of times.



The United States Flag

by Red Cat Reading

Materials: internet access, website:

<https://youtu.be/Xc1tasiKf0w>

Preparation: Preview video.

Instructions:

1. Encourage your child to join you and read the words as they are highlighted.
2. Ask questions about the story, ex: "How many stars are on the flag?" "What do they represent?" "What colors are on the flag?"



There Are 50 States

Materials: The United States template, printer, pencil

Preparation: Print template.

Instructions:

1. Say, "We are going to read all of the names of the states in the United States and then count them."
2. Read the names of the states and then encourage your child to write them on the blank map.
3. Next, have your child count the number of states and write the numbers 1 -50. Assist if needed.




Scavenger Hunt- Building the American Flag

Materials: Building the American Flag template, tape, scissors

Preparation: Print off template and cut the flag into parts (i.e. individual stripes, stars, or into puzzle pieces). Then, tape on various objects.

Instructions:

1. Say, "We are going to build the flag. I have hidden parts of the flag." (i.e. room, outside)
2. Have your child run, hop, and/or skip to find the parts of the flag.
3. Once your child finds all the pieces, have him/her put the flag together.



Mannu - Inspirational short film on patriotism among children in India

Materials: internet access, website:

<https://youtu.be/-gOtM6Bo898>

Preparation: Preview video. (You may need to read the subtitles for your child.)

Instructions:

1. Watch the video with your child.
2. Ask questions related to the video, ex: "What was Mannu selling?" "Why did he take great pride in his flag for India?" "Should we take just as much pride in our flag?"



The World Needs More Purple People

by Kristen Bell


Materials: internet access, website:

<https://youtu.be/-zozKdaXGI4>

Preparation: Preview video.

Instructions:

1. Encourage your child to join.
2. Ask questions about the story, ex: "What is a purple person?" "Why would you want to be a purple person?" "How can you be a purple person?"



Writing Numbers 1 - 50

Materials: flour or salt, box top or baking sheet with sides, unsharpened pencil

Preparation: Pour flour/salt in box top and write numbers 1-50 on paper (if needed).

Instructions:

1. Say, "We are going to write the numbers 1 to 50 in the flour/salt."
2. Encourage your child to say the numbers as he/she writes each one.



My Flag Is Red, White, and Blue

Materials: internet access, website:

<https://youtu.be/R2PqpbfIt7g>

Preparation: Preview video.

Instructions:

1. Say, "We are going to march to the Patriotic song and sing along with the children."
2. Talk about the colors of the flag and why you are proud of the flag.



Good Citizenship & Social Skills for Kids

Materials: internet access, website:
<https://youtu.be/LKCtzuVZPc>

Preparation: Preview video.

Instructions:

1. Watch the video with your child.
2. Have your child answer the questions throughout the video.
3. Then ask him/her questions after the video, ex: "What can you do to be a good citizen?"



Being A Good Citizen


by Mary Small

Materials: internet access, website:
https://youtu.be/ha_aeIWTsFs

Preparation: Preview video.

Instructions:

1. Listen to the read aloud book with your child.
2. Ask questions about the story, ex: "What is being a good citizen?" "What do the children do to be a good citizen?" "What can you do to be a good citizen?"



Counting Stars

Materials: Counting Stars template, pencil

Preparation: Print template.

Instructions:

1. Say, "We are going to count stars and write the correct number."
2. If your child understands patterns, have him/her identify the "AB" pattern: red, blue, red, etc.
3. Encourage your child to draw 50 stars at the end of the activity.



Star Jumps

Instructions:

Say, "We are going to exercise!"

Star Jumps: Stand tall and then explosively jump into the air, expanding your legs and your arms so that you look like a large "X" in the air. At the height of the jump, be sure to exclaim, "I'm a STAR!" (try 50 times for the 50 stars on the flag.)



Kids for Character: Citizenship

Materials: internet access, website: <https://youtu.be/p63JCN5FRuU>

Preparation: Preview video.

Instructions:

1. Watch the video with your child.
2. Ask your child questions related to the video, ex: "What can you do to be a good citizen?" "What was the vision from Babar?" "What were the solutions Babar on working together?"



Being a Good Citizen


by Adrian Vigliano

Materials: internet access, website: <https://youtu.be/lfivDGzngQ4>

Preparation: Preview video.

Instructions:

1. Listen to the read aloud book with your child.
2. Ask questions about the story, ex: "What is a community?" "What is a leader and how can you be a leader?" "How can you be a helpful at home?"



Being A Good Citizen

Materials: paper (3-4), pencil, markers, stapler
Preparation: Fold papers in half and make a book. Staple on the spine to secure pages.

Instructions:

1. Say, "You are going to make a book about how to be a good citizen."
2. Encourage your child to design a colorful cover and make sure to put "by: [his/her name]" for author recognition.
3. Then, have your child draw pictures on each page and write and/or dictate what he/she believes makes a good citizen. Remind your child about following rules and helping others to get him/her started.



Squats and Kicks for America

Preparation: Locate an open area.

Instructions:

Say, "We are going to exercise!"

Squats: stand with your feet shoulder's width apart and do deep knee bends. Make sure keep your knees behind your toes and your arms out straight. (50 for the stars)

Butterfly Kicks: Lay flat on your back and extend your legs straight out. Imagine a swimmer and begin to flutter kick your legs without bending at the knee.




The United States Template



The United States Template



Building the American Flag Template



Counting Stars Template

Count the stars and write the correct number.



Counting Stars Template

Draw 50 Stars below: