

Week 3 SERIES 1000-1050

LEARNING GOALS

- Observes simple songs or finger plays that involve numbers and quantity
- Listens to and participates in familiar rhymes, songs, and finger plays
- Touches objects to gain knowledge about them
- Attends to bright or contrasting colors
- Imitates rote counting using pictures
- Identifies familiar people and objects in his/her environment
- Exhibits interest in people and things in his/her surroundings
- Explores simple art materials
- Moves body to music

DAILY SCHEDULE

Morning Routine

(Brush teeth, get dressed, breakfast, etc.)

Curriculum Activity

Snack

Independent Play

Brain Waves

Lunch

Rest/Nap

Curriculum Activity

Outdoor Play

Evening Routine

MATERIALS NEEDED

- Construction paper (yellow/green)
- Marker/Crayon (yellow)
- Glue
- Paint (orange/red)
- Plates
- Old shirt or smock
- Wet wipes
- Farm animals (toy/various)
- Tape
- Scissors
- Craft Sticks (9)

MATERIALS PROVIDED

- Activity pages for use with:
 - Five Little Ducks
 - And Baby Makes Three
 - Calling all Piggies
 - Snowy Lamb

CURRICULUM SCHEDULE

MONDAY

- Language/Literacy: *Five Little Ducks*
- Music/Movement: *Farmer in the Dell*
- Brain Waves: *Temporal Lobe - Hearing Stimulation: Quack, Quack, Quack*

TUESDAY

- Theme Exploration: *Big & Little*
- Creative Exploration: *Spotted Cows*
- Brain Waves: *Temporal Lobe - Hearing Stimulation: Quack, Quack, Quack*

WEDNESDAY

- Cognitive Exploration: *And Baby Makes Three*
- Music/Movement: *Old MacDonald Had a Farm*
- Brain Waves: *Temporal Lobe - Hearing Stimulation: Quack, Quack, Quack*

THURSDAY

- Theme Exploration: *Calling all Piggies*
- Language Exploration: *Snowy Lamb*
- Brain Waves: *Temporal Lobe - Hearing Stimulation: Quack, Quack, Quack*

FRIDAY

- Creative Exploration: *Little Chick*
- Music/Movement: *Dancing Chickens*
- Brain Waves: *Temporal Lobe - Hearing Stimulation: Quack, Quack, Quack*

LANGUAGE EXPLORATION

Five Little Ducks

Materials:

craft sticks (6), glue, scissors, yellow crayon

Preparation:

Cut 5 small ducks and 1 large one from the Activity pages. Color yellow if desired. Glue each to a craft stick.

Instructions:

1. Encourage child to use stick puppets to illustrate the following song:

Five Little Ducks

Five little ducks went out to play,
Over the hills and far away.

Mother Duck said,
“Quack, quack, quack.”

But only four little ducks came back.
(Repeat until reaching zero.)



MUSIC/MOVEMENT

Farmer in the Dell

Materials:

none

Preparation:

none

Instructions:

1. Lead your infant or toddler in singing the "Farmer in the Dell" song.
2. If you have a toddler, encourage them to join you when you say their name. For example, say, "The farmer takes the cow, John can you make a cow noise?"
3. Praise child for their participation.



THEME EXPLORATION

Big and Little

Materials:

farm animals (toys, various)

Preparation:

none

Instructions:

1. Place several toy farm animals within your child's reach.
2. As they investigate the animals, talk about different sizes the animals may be. For example, you may have a large cow and a small kitten.
3. If possible, present mothers and babies. This is a great opportunity to show differences in size.
4. Continue activity as long as interest remains.

CREATIVE EXPLORATION

Spotted Cows

Materials:

cows (toy, spotted)

Preparation:

none

Instructions:

1. Show your child the toy cows.
2. Identify them by name and imitate their sounds.
3. Point out the contrasting spots on the cows' hides.
4. Observe your child to see if they look toward the toy cows. Continue activity as long as interest remains.



COGNITIVE EXPLORATION

And Baby Makes Three

Materials:

craft sticks (3), cow images on activity page (cow, bull and calf), tape, scissors

Preparation:

Cut out each picture of the bull, cow and the calf. Attach the pictures to the craft sticks.

Instructions:

1. Show the pictures to your child. Ask them to count the cows with you. Point to each picture and say the number.
2. Then, hold the pictures, count them again while holding up three fingers.
3. Praise child for their rote counting.



MUSIC/MOVEMENT

Old MacDonald Had a Farm

Materials:

Old MacDonald Had a Farm song, farm animals (toys, corresponding to the song)

Preparation:

none

Instructions:

1. Play or sing the song Old MacDonald Had a Farm.
2. As you sing, show them the corresponding farm animal as it appears in the song.
3. Encourage your child to reach for identified animals throughout the song.
4. Continue activity as interest remains.



THEME EXPLORATION

Calling All Piggies

Materials:

picture of a pig

Preparation:

Locate a picture of a pig.

This Little Piggy

This little piggy went to market
This little piggy stayed home
This little piggy had roast beef
This little piggy had none
And this little piggy cried wee,
wee, wee all the way home.

Instructions:

1. Show your child a picture of a pig and say, "This is a pig and he says oink, oink."
2. Play "This little piggy" with your child's toes.



LANGUAGE EXPLORATION

Snowy Lamb

Materials:

picture of a lamb

Preparation:

Locate a picture of a lamb.

Mary had a Little Lamb

Mary had a little lamb,
Little lamb, little lamb.
Mary had a little lamb
It's fleece was white as snow.

Instructions:

1. Show your child the picture of the lamb and say "lamb." Make the animal's sound.
2. Sing the nursery rhyme and continue to show the picture.
3. Repeat the nursery rhyme.



CREATIVE EXPLORATION

Little Chick

Materials:

white paper, black marker, glue, paint (yellow and orange), 2 paper plates, smock or old shirt, wet wipes, craft stick

Preparation:

Cut a chick shape out of the paper. Place paint on paper plates.

Instructions:

1. Put a smock or shirt which you don't mind getting dirty on your infant or toddler.
2. Tell your child, "We are going to make a chick. A baby chicken".
3. Dip one of their hands in the paint gently and help him/her paint the chick. Use yellow for the body and orange for the feet and beak. Use the marker to add eyes.
4. Use wet wipes to clean your child's hand.
5. Allow to dry and glue to the craft stick. Use the chick as a puppet with your child.

MUSIC/MOVEMENT

Dancing Chickens

Materials:

Chicken Dance song (or similar)

Link to dance along song:

<https://www.youtube.com/watch?v=kQQ59Z-al4w>

Preparation:

none

Instructions:

1. Begin music and demonstrate the various motions to the Chicken Dance (Make your hands talk four times, flap your arms like wings four times, and wiggle your bottom four times).
2. Assist them with dance movements.
3. Continue activity as long as interest remains.



THE TEMPORAL LOBE

Supporting the Development of the Temporal Lobe

Two main functions of the temporal lobe are auditory processing and memory. This is the part of the brain that deals with hearing and distinguishing different sounds. From infancy, babies are tuned in to sounds in their environment, and since auditory processing is intertwined with language development, supporting the development of the temporal lobe is important.



Hearing Stimulation

Quack, Quack, Quack

Materials: stuffed animal (duck)






Instructions:

- ✓ Hide duck in home.
- ✓ Gather your infant or toddler.
- ✓ Talk to your infant or toddler about ducks.
- ✓ Make the sound of a duck and encourage child to imitate the sound.
- ✓ Sing “One Duck” in an upbeat tone to the tune of your choice.
- ✓ At the end of the song, show child where duck is hidden.
- ☆ This activity uses singing to stimulate your child's auditory senses.



Activity Song

Who made a sound, quack, quack, quack?
 Who made a sound, quack, quack, quack?
 I think it came from the pond over there.
 I heard a quack, so I know it's not a bear.
 Who made a sound, quack, quack, quack?
 Can you help me look, can you help me track?
 I know I heard a sound, quack, quack, quack.
 I see the duck!


Activity page for use with Language Exploration: Five Little Ducks



Activity page for use with Cognitive Exploration: And Baby Makes Three



Activity page for use with Theme Exploration: Calling All Piggies



Activity page for use with Language Exploration: Snowy Lamb

