

Week 12 SERIES 1500

LEARNING GOALS

- Add, delete, or substitute target sounds to change words (letters)
- Create art with different subjects and themes
- Compare and/or order the sequence or duration of events
- Enhance vocabulary and listening skills
- Calculate measurement and liquid to solid masses
- Make connections between written text and personal experiences
- Locate and name all of the continents
- Increase vocabulary to reflect growing range of interests and knowledge

DAILY SCHEDULE

Morning Routine
 (Brush teeth, get dressed, breakfast)
Curriculum Activity
 Snack
 Independent Play
Brain Waves
 Lunch
 Quiet Time
Curriculum Activity
 Outdoor Play
 Evening Routine

MATERIALS NEEDED

- | | |
|---|---|
| ▪ 1 sheet of cardstock | ▪ Internet access |
| ▪ Dry erase board (or paper) | ▪ Aluminum foil |
| ▪ Markers | ▪ Paper cups |
| ▪ Scissors | ▪ Craft sticks |
| ▪ Brown paper bags (grocery size) | ▪ Measuring cups |
| ▪ Construction paper | ▪ Kool-Aid® packet (or powdered drink mix) |
| ▪ Glue sticks | ▪ Sugar |
| ▪ Luxury Labels (see instructions on Designer Luggage activity) | ▪ Water |
| ▪ Stapler | ▪ Pitcher |
| ▪ Travel guides/Vacation magazines | ▪ Transportation toys (various) |
| ▪ Items for pretend travel (pants, hat, shoes, etc.) | ▪ World map |
| ▪ Small piece of luggage | ▪ Sand |
| | ▪ Box or storage container |
| | ▪ Any kind of travel accessories for play (sunglasses, hats, beach umbrella, picnic basket, etc.) |

CURRICULUM SCHEDULE

MONDAY

Language and Literacy: *Silly Substitute*
 Creative Exploration: *Designer Luggage*
 STEAM Ahead: *Map Out Your Trip*

TUESDAY

Math Exploration: *Going on a Trip, Will it Fit*
 Music and Movement: *The Ants Go Marching*
 STEAM Ahead: *Map Out Your Trip*

WEDNESDAY

Science Exploration: *Trip or Treat*
 Math Exploration: *Am I There Yet?*
 STEAM Ahead: *Map Out Your Trip*

THURSDAY

Language and Literacy: *Hide and Speak*
 Dramatic Play: *Travel Adventure*
 STEAM Ahead: *Map Out Your Trip*

FRIDAY

Social Studies Exploration: *Picture Perfect*
 Sensory Exploration: *Buried Letters*
 STEAM Ahead: *Map Out Your Trip*

Language and Literacy

Silly Substitute


Learning Goal: Add, delete, or substitute target sounds to change words (letters)

Materials: cardstock, dry erase board (or paper), markers, scissors

Preparation: Cut cardstock into 6 cards. Using different color markers, clearly label each card with the suggested sound replacement letter (b, c, p, f, h, m).

Instructions:

1. Engage your child in a discussion about letter sounds, reviewing the short and long sounds of Aa.
2. Explain that letter sounds can be substituted or replaced to make new words.
3. Demonstrate this by using the word, “sat”.
4. Write the word “sat” clearly on the dry erase board (or paper). Say the word and have your child repeat it. Be sure to say the beginning and ending sound of the word clearly.
5. Now, substitute the sound “s” with the suggested sound replacement “b” by placing the sound replacement card over it. The word becomes “bat”.
6. Encourage your child to say the new word, emphasizing and discussing the sound change.
7. Continue activity until all letters have been used.



Creative Exploration

Designer Luggage

Learning Goal: Create art with different subjects and themes

Materials: brown paper bags (grocery size), construction paper, glue sticks, Luxury Labels (Go on the Internet and Google, “labels for designer bags”), scissors, stapler, travel guides and vacation magazines

Preparation: Gather Luxury Labels. Cut several horizontal strips using different color construction paper. These strips will serve as handles for the luggage.

Instructions:

1. Introduce and allow your child to explore the travel guides and vacation magazines.
2. Tell your child that he/she will make their own Designer Luggage using travel pictures as examples.
3. Present your child with a brown bag and Luxury Label. Allow your child to express him-/herself by exploring the magazines and cutting and pasting pictures onto the bags.
4. Assist your child in stapling the paper strips to the bag when his/her design is completed.



Math Exploration

Going on a Trip, Will It Fit

Learning Goal: Compare and/or order the sequence or duration of events

Materials: items for pretend travel (pants, hats, shoes etc.), small piece of luggage (travel size, duffle bag)

Preparation: Write children names vertically on chart paper

Instructions:

1. Engage your child in a discussion about packing for an adventure or vacation. Explain that there are different shapes and sizes of luggage.
2. Show your child the different sizes of luggage that can be used for traveling. Keep the smaller luggage out.
3. Encourage your child to hypothesize how many items can be placed into the luggage.
4. Count aloud as your child packs items into the luggage. Encourage him/her to compare the number of items that fit with the number hypothesized.
5. Repeat activity with various sizes of luggage if interest remains.



Music and Movement

The Ants Go Marching

Learning Goal: Enhance vocabulary and listening skills

Materials: internet access, website for sing along *The Ants Go Marching*
https://www.youtube.com/watch?v=2S_fbcGwOM

Preparation: Preview video.

Instructions:

1. Teach your child the song, "The Ants Go Marching."
2. Pay attention to the rhymes and the counting sequence.
3. Have your child sing the lyrics and act out the movements as he/she shows the correct number of fingers



Science Exploration

Trip or Treat

Learning Goal: Calculate measurement and liquid to solid masses

Materials: aluminum foil, paper cups, craft sticks, measuring cups, Kool-Aid® packet (or other powdered drink mix), sugar, water, pitcher

Allergy Alert: Please ensure your child is not allergic to any items to be consumed. *Remember to wash your hands before and after this activity.

Instructions:

1. Invite your child to join you and engage him/her in a discussion about “cool” treats to eat during a hot summer.
2. Explain to your child that he/she will make a frozen treat using Kool-Aid.
3. Assist your child in making the Kool-Aid according to the directions on the package. Help him/her pour Kool-Aid into the paper cups.
4. Have your child place aluminum foil over the top of the cup. Assist him/her in making a small slit in the foil to place craft sticks through.
5. Engage your child in a discussion about hot and cold.
6. Place cups in the freezer until completely frozen and serve as a delicious treat!



Math Exploration

Am I There Yet?

Learning Goal: Compare and/or order the sequence or duration of events

Materials: marker, transportation toys (various), world map, dry erase board (or paper), Song of the Week (included in packet)

Preparation: List the seven continents down the left side of the dry erase board or paper.

Instructions:

1. Invite your child to join you and engage him/her in a discussion about travel and various methods of transportation.
2. Explain to your child that he/she will take a tour of the continents.
3. Review the Song of the Week. Have your child sing along with you to any tune you choose.
4. Write the sequencing order next to the continent name on the dry erase board or paper for assistance if needed. **To write the sequencing order, you will need to number the continents listed in the order they appear in the song.*
5. Place the map on the floor. Encourage your child to tour the continents on the map by sliding a transportation toy of their choice in the sequence given.



Language and Literacy

Hide and Speak


Learning Goal: Add, delete, or substitute target sounds to change words (short Aa)

Materials: cardstock or paper, markers, Teaching Tool – Letter ‘A’ words (included), *optional: dry erase board & marker*

Preparation: Use the words: map, travel, cabin, and adventure to review the short ‘a’ sound in words

Instructions:

1. Review the letter Aa and talk about how it is a letter that makes different sounds; a long ‘a’ sound (like ape) and a short ‘a’ sound (like apple).
2. Explain that you are going to play a game that letters love to play called Hide and Speak. Print the word ‘map’ in large lowercase letters. Say the word, sound out the letters, and repeat the word.
3. Ask your child to close his/her eyes and count to 10 while some of the letters hide. While he/she is counting, cover the chunk of the word that does not make the short ‘a’ sound (the ‘m’ only) with a piece of paper.
4. Encourage your child to say the chunk of letters (‘ap’). Continue with all of the words. Extend the activity with the Teaching Tool – Letter ‘a’ Words and activity sheets at the end of packet.



Dramatic Play

Travel Adventure

Learning Goal: Make connections between written text and personal experiences

Materials: travel guides or map, small luggage, any kind of travel accessories for play (sunglasses, hats, beach umbrella, picnic basket, etc.)

Instructions: Encourage your child to:

1. Plan an adventure using the travel guides or map.
2. Pack the luggage for an imaginary trip.
3. Practice using new vocabulary.
4. Practice recognizing words he/she is using with the letter ‘a’ sound.



Social Studies Exploration

Picture Perfect

Learning Goal: Locate and name all of the continents

Materials: continent cutouts (included in packet), map, letter Aa (included in packet), pointer (*optional*), Song of the Week (included in packet), tape, Word cards (come, fly, out - included in packet)

Instructions:

1. Encourage your child to join you for an activity.
2. Review the Song of the Week. Have your child sing along with you to any tune you choose.
3. Explain there are 7 continents. Define “continent” as “a large area of land on earth.” Show your child the continent cutouts and encourage him/her to name each continent and match them with the correct continent on the map.
4. Review the Word cards and have your child locate the words in the Song of the Week and match with each card.
5. Review the short and long sounds of Aa.
6. Continue singing the song and reviewing continents as long as interest remains.



Africa



South
America



Antarctica

Sensory Exploration

Buried Letters

Learning Goal: Increase vocabulary to reflect growing range of interests and knowledge

Materials: continent cutouts (included in packet), Word cards (come, fly, out - included in packet), transportation toys, sand, box (taped well or lined with a bag), *optional: storage container or sand box*

Preparation: Place sand in a box. Hide continent cutouts, transportation toys, and word cards in the sand.

Instructions:

1. Encourage your child to join you for an activity.
2. Explain that you have hidden the continent cutouts, transportation toys, and Word cards in the sand.
3. Ask your child to find the items one at a time and name the continent, transportation toy, or the word listed on the Word card as he/she finds them.



Map out Your Trip

Objective for Development and Learning: Use technology and math inquiry skills; Demonstrate knowledge of distance, maps and destinations; Begin to understand that it takes time to get from place to place

Rationale: It is Summer, and you and your family want to take a trip. In order to plan your trip, you will need to know the distance from where you are to where you are going.

Materials and Directions: • Paper • Crayons or markers, pencil • Internet to look up maps at: <http://ontheworldmap.com/usa/usa-road-map.html>

• Internet <https://www.mapquest.com/>

1. Go to the OnTheWorldMap website and look up different states' road maps. Discuss the maps and where your child might want to go on a trip this Summer.
2. Have your child draw a map from your home to where he/she wants to go. This may include many stops along the way (be creative).
3. Go to the MapQuest website and put in your starting point and destinations. Have your child write the miles next to each destination.
4. Help your child determine how many hours it will take to get to each destination. (If you are traveling 55 miles per hour, and you need to go 110 miles, then divide 110 by 55, and you will get 2 hours).

Open-Ended Questions: ■ How many places would you like to go on your trip? ■ How long will it take to get to each destination? ■ What happens if you drive a little faster? Does that effect when you will arrive at your destination?



Song of the Week:

(Sung to the tune of your choice)

Our bags are packed; we're **out** the door.

Will we **fly** to take our tour?

We'll see North and South America,

then Europe, Asia, and Africa.

We can't forget Australia and coats for cold Antarctica!

This new adventure you won't believe,


So pack your bags and **come** with me!

Name _____

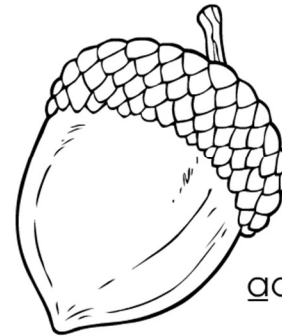
Very Special Letters Coloring

Short A and Long A: apple and acorn

The Very Special Letter A



apple



acorn

CONTINENT CUT OUTS



Africa



**South
America**



Antarctica

CONTINENT CUT OUTS



Asia



Europe



**North
America**



Australia

Aa

come

fly

out