

# TODDLER

---

Week

16

---

Smart Activities



SMART CHOICE. SMARTER CHILD.®


## Virtual Beach Day

**Materials:** internet access, website:  
<https://www.youtube.com/watch?v=cPUNkkgD-ko>

**Preparation:** Preview website.

**Instructions:**

1. Watch the video with your child.
2. Ask questions about the video, ex: "Have you been to the beach?" "What can you make in the sand?"



## Duck and Goose Go to the Beach


by Tad Hills

**Materials:** internet access, website:  
<https://youtu.be/R7XsS7FZQQI>

**Preparation:** Pre read book

**Instructions:**

1. Listen to this read aloud book with your child.
2. Ask questions related to the story, ex: "Where did Duck & Goose go?" "Who did they meet?"



## Beach Sensory Table

**Materials:** sensory bin, sand, seashells, ocean animals, etc.

**Preparation:** Gather material and put sand into sensory bin.

**Instructions:**

1. Continue the conversation about the beach with your child.
2. Invite your child over to the "Beach Sensory Bin" and introduce child to it.
3. Explore the sand (how it feels, soft or hard, etc.) and introduce other items such as seashells, crabs, shovels, etc.
4. Encourage and engage in beach play with your child.



## Catch Animal Sounds

**Materials:** beach ball, marker

**Preparation:** Gather material.

**Instructions:**

1. Play a game of catch with a twist.
2. After catching the ball, each person must make an animal sound.
3. Choose an animal and help child remember animal names and sounds.
4. Use game to introduce new animal sounds children.

## Magic Kingdom

**Materials:** internet access, website:

<https://www.youtube.com/watch?v=ExYrGuvFd8U>

**Preparation:** Preview video.

**Instructions:**

1. Watch the video with your child.
2. Ask questions about the video, ex: "Will you ride the rides?"



## Penguin on Vacation

by Salina Yoon


**Materials:** internet access, website:

<https://youtu.be/mGLa1JQjc7M>

**Preparation:** Pre read book

**Instructions:**

1. Listen to this read aloud book with your child.
2. Ask questions related to the story, ex: "Was Penguin's home hot or cold?" "What did Penguin do at the beach?"



## Dancing on the Beach

**Materials:** internet access, music, open space, comfortable clothing, website:

<https://youtu.be/WHPEKLQID4U>

**Preparation:** Clear space.

**Instructions:**

1. Mute volume on the beach video.
2. Turn up kids' music playlist and have a dance party on the beach.



## Beach Ball Plate

**Materials:** paper plate, paint (3-4 colors and white)

**Preparation:** Create sections on paper plate for different colors.

**Instructions:**

1. Show your child a beach ball.
2. Give your child the paper plate and ask him/her to paint the plate in sections like the ball.
3. Colors can be used more than once.



## Visit to Curacao Island

**Materials:** internet access, website:

<https://www.curacao-travelguide.com/360-Virtual-Tour/>

**Instructions:**

1. Look at some of the beautiful beaches with your child.
2. Ask questions, ex: "What toys will you take to the beach?" "Should we pack a picnic?"



## Hide and Seek Harry at the Beach


by Kenny Harrison

**Materials:** internet access, website:

<https://youtu.be/5KGA7ReQMXg>

**Instructions:**

1. Listen to this read aloud book with your child.
2. Ask questions related to the story, ex: "What game did they play?" "Where did they hide?"



## Sandcastles

**Materials:** sensory bin, sand, bucket, shovel

**Preparation:** Gather material. Recommended outdoor activity.

**Instructions:**

1. Introduce your child to building sandcastles.
2. Using sand, bucket, and other material in sensory bucket, make sandcastles of different sizes and decorate.




## Sand Painting

**Materials:** sand, paint, paintbrushes, paper, small paper/plastic bowls or cups

**Preparation:** Gather materials.

**Instructions:**

1. Put small amount of sand into bowls (2-3).
2. Pour in paint. Use the paintbrushes to stir and let the fun begin.



## Day at the Beach

by Tom Booth


**Materials:** internet access, website:

<https://youtu.be/4marpqNXWhg>

**Preparation:** Pre-read book.

**Instructions:**

1. Listen to this read aloud book with your child.
2. Ask questions related to the story, ex: "What did they build in the sand?" "Where were they?"




## Fishing for Letters

**Materials:** magnetic letters, bin, spatula, string, small magnet

**Preparation:** Gather materials. Tie string to middle of spatula with small magnet hanging from the other end.

**Instructions:**

1. Pour magnetic letters into bin.
2. Model how to fish for letters and ask your child to copy you.
3. Allow your child to fish for letters. Ask him/her to say all letters that are caught.
4. Praise your child and continue activity until he/she no longer shows interest.



## Beach Sensory Table Play

**Materials:** sensory bin, sand, seashells, ocean animals, etc.

**Preparation:** Gather materials and put sand into sensory bin.

**Instructions:**

1. Continue the conversation about the beach with your child.
2. Invite your child over to the "Beach Sensory Bin."
3. Explore the sand (how it feels, soft or hard, etc.) and introduce other items such as seashells, crabs, shovels, etc.



## St Maarten Caribbean Island

**Materials:** internet access, website:

<https://showmecaribbean.com/explore-our-work/sxm>

**Preparation:** Preview website.

**Instructions:**

1. Tour the island with your child.
2. Ask questions about the video, ex: "What colors do you see?" "What else do you see?"



## Curious George Visits an Amusement Park

by H.A. Reys

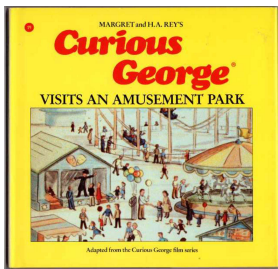
**Materials:** internet access, website:

<https://youtu.be/bM15UJ5cOkc>

**Preparation:** Preview video.

**Instructions:**

1. Listen to this read aloud book with your child.
2. Ask questions related to the story, ex: "What did you see at the amusement park?"



## Bubbling Colors

**Materials:** muffin tin pan, baking soda, food coloring, vinegar, water bottle, towels/newspaper

**Preparation:** Place a few drops of food coloring in muffin tin pan slots and cover food coloring with baking soda. Sit muffin pan in plastic bin or on towels/newspaper.

**Instructions:**

1. Add vinegar to water bottle that will allow your child to squirt a small amount of vinegar out.
2. Give your child the bottle with vinegar and allow him/her to explore what happens when vinegar, baking soda, and food coloring mix.



## Ball Toss: Amusement Park Edition

**Materials:** cups (6), tin cans, tee ball

**Preparation:** Gather materials and set up game.

**Instructions:**

1. Set cups up three on the bottom, two on the middle row, and one on the top (or in your own creative way).
2. Invite your child over and have him/her try to knock the cups over by throwing the ball a variety of ways (overhand, underhand, overhead, etc.).
3. Adjust the distance, so it is enough of a challenge without being frustrating.

## Magic Kingdom Fireworks

**Materials:** internet access, website:

[https://youtu.be/5bN5b11H4\\_s](https://youtu.be/5bN5b11H4_s)

**Preparation:** Preview video.

**Instructions:**

1. Watch video with your child.
2. Ask questions about the video, ex: "How amazing was that?" "Do you have a favorite part?"

