

PRE-K

Week

32

Smart Activities



SMART CHOICE. SMARTER CHILD.®

"A Week Is Seven Days" by ABCmous.com

Materials: internet access, website:
<https://youtu.be/V1m3u9cFEw>

Preparation: Preview video.

Instructions:

1. Watch the video with your child.
2. Ask him/her questions, ex: "Can you name all the days of the week?" "What is the 4th day of the week?"
3. Continue asking questions using ordinal numbers.



Today is Monday


by Eric Carle

Materials: internet access, website:
https://youtu.be/QcR2_Y0FMuM

Preparation: Preview video.

Instructions:

1. Encourage your child to join and read along.
2. Ask questions about the story, ex: "Can you name some foods that were in the story?" "What was the food on Tuesday?" "What food was fourth?"



Days of the Week

Materials: Put it in Order template, scissors
Preparation: Print template and cut out each item. (**You will use this template throughout the week.**)

Instructions:

1. Say, "I want you to look at the days of the week and put them in order."
2. Encourage your child to say each day and place it in the correct order.
3. Discuss Sunday is the First Day, and Saturday is the Seventh Day. Add the ordinal numbers if your child is ready.



Days of the Week Jump

Preparation: Set up an open area that is safe for jumping.

Instructions:

1. Say, "We are going to jump as high as you can go. Each time you jump you shout a day of the week and something you like to do on that day."
2. Encourage your child to say the days of the week in order.




"The Letter J Song" by ABCmouse.com

Materials: internet access, website: <https://youtu.be/DrYSjJf0ksc>

Preparation: Preview video.

Instructions:

1. Watch the video with your child.
2. Ask questions, ex: "What are some of the words that have the letter 'J' in them?" "What does the letter 'J' sound like when it starts a word, ex: jam?"



Jamberry


by Bruce Degen

Materials: internet access, website: <https://youtu.be/L1c9PgOb2cc>

Preparation: Preview video.

Instructions:

1. Listen to the read aloud story with your child.
2. Ask questions, ex: "What were some of the different types of berries in the story?" "Did you hear the rhyming words?" "Can you name some of the rhyming words?" "What happened at the beginning of the story?" "At the end of the story?"



J Rhyming Words

Materials: J Rhyming Words template, scissors
Preparation: Print template and cut out pictures.

Instructions:

1. Say, "We are going to say and match up rhyming words that begin with 'J'."
2. Show your child the cards and then lay them out allowing him/her time to match the rhyming words.




Jumping Jacks and Broad Jump

Materials: masking tape

Preparation: Find an open area for exercise.

Instructions:

1. Say, "Let's begin exercising by doing 10 Jumping Jacks. What letter does 'jumping' start with?"
2. Then say, "Let's see how far you can jump."
3. Encourage your child to jump as far as he/she can. Mark with tape and then continue marking as he/she jumps further.



Ordinal Numbers Song

Materials: 10 small items, internet access, website:

<https://youtu.be/0CWWNzprEQ4>

Preparation: Preview video. Put the 10 items in a straight line.

Instructions:

1. Watch the video with your child.
2. Ask him/her to sing along with the song.
3. Have your child identify the items in their places using "first," "second," etc.



Today is Monday

by Eric Carle

Materials: internet access, website:

https://youtu.be/QcR2_Y0FMuM

Preparation: Preview video.

Instructions:

1. Encourage your child to join and listen to the story again.
2. Ask questions about the story, ex: "Can you name what food was for Wednesday?" "What was the food on Sunday?" "What food was second?"



First, Second, Third... Food

Materials: Put it in Order template (used on Day 1)

Preparation: Gather template items.

Instructions:

1. Say, "I want you to place the Days of the Week in the correct order just like in the book, *Today is Monday*. Then, place the food items that were served on each day under the correct day of the week."
2. Ask your child, "Which place is the chicken in?" "Which item is in fifth place?"
3. Then, have your child use the numbers to match up in the correct place.



Forward Backwards Left Right

Preparation: Find an open area for running.

Instructions:

1. Say, "We are going to run/walk and when I say the word 'back,' we will turn around and walk/run backwards."
2. Have your child do this a few times, speeding up each time to help with coordination.
3. Change it up and have him/her go to the left and then the right.



"The Letter Z Song" by ABCmouse.com

Materials: internet access, website: <https://youtu.be/cR6N3jwfCXg>

Preparation: Preview video.

Instructions:

1. Watch the video with your child.
2. Ask questions, ex: "What are some of the words that have the letter 'Z' in them?" "What does the letter 'Z' sound like when it starts a word, ex: zig?"



Zora's Zucchini


by Katherine Pryor

Materials: internet access, website: <https://youtu.be/jiVrroG9fF4>

Preparation: Preview video.

Instructions:

1. Listen to the read aloud story with your child.
2. Ask questions, ex: "What happened in Zora's garden?" "What did her family make with the zucchini?" "What did Zora do with the extra zucchini?" "What food group does a zucchini belong in?"




Zucchini Measuring

Materials: Zucchini Measuring template, scissors, ruler

Preparation: Print template and cut out the zucchinis

1. Say, "We are going to measure the zucchinis."
2. Have your child put the zucchinis in order from biggest to smallest and then from smallest to biggest.
3. Then, have your child use a ruler and read the size in inches out loud.
4. Lastly, encourage him/her to find objects in the house measuring the same size as each zucchini.



Zigzag Walking

Materials: chalk or masking tape, favorite music

Preparation: Draw zigzag patterns outside with chalk or inside use masking tape.

Instructions:

1. Say, "We are going to walk in zigzag patterns following the lines. What letter does zigzag start with? How many 'Zs' do you hear?"
2. Walk forwards and backwards.



Today is Monday

Materials: internet access, website:

<https://youtu.be/HxeGnEocTKU>

Preparation: Preview video.

Instructions:

1. Encourage your child to join you and sing along.
2. Ask questions, ex: "What item did the children eat on Monday?" "What food was the third?" "What day comes after Thursday?"



Can I Eat that?

by Joshua David Stein


Materials: internet access, website:

<https://youtu.be/6zIPjgeVvXA>

Preparation: Preview video.

Instructions:

1. Listen to the read aloud story with your child.
2. Ask questions, ex: "What foods have you tried in the book?" "What food would you like to try?" "What are pickles made of?" "What was your favorite part of the book?"



Put It in Order

Materials: Put it in Order template from Day 1

Preparation: Lay out items. Re-watch the video song "Today is Monday" from today's activity.

Instructions:

1. Say "I want you to think of the song we just sang and match the food items to the correct days of the week."
2. Encourage your child then to identify the correct ordinal numbers on their place value.
3. Ask him/her what food groups each of the items belong in.



Kicking Food Shout

Materials: ball

Preparation: Find a safe and open area.

Instructions:

1. Then say, "I want you to kick the ball to the left when I say a healthy food and to the right when I say an unhealthy food."
2. Continue saying foods. Change it up and encourage your child to dribble the ball between his/her feet.



Put it in Order Teamplate

Monday

Tuesday

Wednesday

Thursday

Friday

Saturday

Sunday

Put it in Order Teampplate



Put it in Order Teamplate

1st

2nd

3rd

4th

5th

6th

7th

Put it in Order Teamplate

First Second


Third Fourth

Fifth Sixth

Seventh

Put it in Order Teampalte

Use these for Day 5 activity for food and then use Days of the week and ordinal numbers



J Rhyming Words Template



Rhyming Words for the Letter J

Cut out the pictures below and have your child say the item and find the matching rhyming picture.

jam	ham
jar	car
jeans	beans
jet	pet
jog	fog
joy	boy
jump	bump




J Rhyming Words Template





J Rhyming Words Template



Zucchini Measuring Template



Zucchini Measuring Template



Zucchini Measuring Template

