

5 YEAR OLD

Week

28

Smart Activities



SMART CHOICE. SMARTER CHILD.®

Virtual Field Trip: Animal Farm

Materials: internet access, website:
<https://youtu.be/Hg2ZX0PF-jI>

Preparation: Preview video.

Instructions:

1. Say, "We are going to watch a video about farm animals."
2. Ask questions about the video, ex: "What bird laid the largest egg?" "How can you tell the difference between a turkey and a duck egg?"



Barn Dance


by Bill Martina Jr. & John Archambault

Materials: internet access, website:
<https://youtu.be/TfDTBjli5BE>

Preparation: Preview video.

Instructions:

1. Enjoy this wonderful story about a child attending a barn dance party!
2. Ask questions about the video, ex: "Who was the fiddler during the party?" "What did the skinny kid leap?"




Barnyard Collage

Materials: construction paper, glue, magazines, scissors

Preparation: Prepare area. Gather materials.

Instructions:

1. Say, "We are going to create a collage of barn animals!"
2. Provide materials and encourage your child to cut out animals that can be found at a barn.



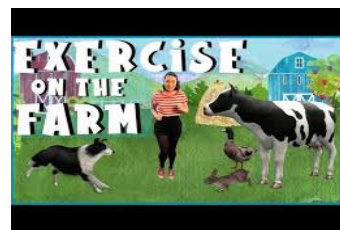
Farm Animal Exercises

Materials: internet access, yoga mat, website:
<https://youtu.be/iHJ2fW3iJVE>

Preparation: Preview video. Find or create an open area.

Instructions:

1. Say, "We are going to do our daily workout!"
2. Enhance the activity by doing the workout together and/or with family members.
3. Praise for effort!



Virtual Field Trip: Animal Farm (Part 2)

Materials: internet access, website:
<https://youtu.be/Hg2ZX0PF-jI>

Preparation: Preview video.

Instructions:

1. Say, "We are going to watch a video about farm animals."
2. Ask questions about the video, ex: "What are some characteristics of a male turkey?" "How do you measure a pony?"



The Cow that Went Oink


by Bernard Most

Materials: internet access, website:
<https://youtu.be/Al6lszWXIX0>

Preparation: Preview video.

Instructions:

1. Enjoy this wonderful story about two animals that had mixed up sounds!
2. Ask questions about the video, ex: "How did the cow have to do to say moo?" "What do you think the moral of the story is?"



My Barn Scene

Materials: construction paper, craft sticks, crayons, glue, magazine, scissors

Preparation: Prepare area. Gather materials.

Instructions:

1. Say, "We are going to use materials to make a barn!"
2. Encourage your child to utilize materials to create a barn scene.
3. Praise for effort!



Yoga on the Farm

Materials: internet access, yoga mat, website:
<https://youtu.be/YKmrB2Z3g2s>

Preparation: Preview video. Find or create an open area.

Instructions:

1. Say, "We are going to do yoga on the farm!"
2. Enhance the activity by doing the workout together and/or with family members.
3. Praise for effort!



Farm Animal Scavenger Hunt

Materials: internet access, website:

<https://youtu.be/DDtiKF5pSM8>

Preparation: Preview video.

Instructions:

1. Say, "We are going to watch a video about farm animals."
2. Encourage your child to guess the sounds of the animals.



Mrs. Wishy Washy's Farm

by Joy Cowley


Materials: internet access, website:

<https://youtu.be/EizrXgEYN7k>

Preparation: Preview video.

Instructions:

1. Enjoy this wonderful story about three animals' journey to the city!
2. Ask questions about the video, ex: "Why did the animals run away?" "What was the Chef going to do to the animals if they didn't leave?"



My Farm

Materials: building blocks

Preparation: Gather materials.

Instructions:

1. Say, "We are going to build a farm!"
2. Encourage your child to utilize the building blocks to create a barn.
3. Discuss animals that live in a barn.
4. Praise for effort!



All Around the Farm

Materials: internet access, website:

<https://youtu.be/ykmFyHJq6FY>

Preparation: Preview video. Find or create an open area.

Instructions:

1. Say, "We are going to do directional exercises!"
2. Enhance the activity by doing the workout together and/or with family members.
3. Praise for effort!



I Want to be A Farmer

Materials: internet access, website:

<https://youtu.be/WtH7hNKyOD8>

Preparation: Preview video.

Instructions:

1. Say, "We are going to watch a video about being a farmer."
2. Ask questions about the video, ex: "Why does a farmer have to use sunscreen?" "What are some your favorite vegetables?"



Farm Flu

by Teresa Bateman


Materials: internet access, website:

<https://youtu.be/Si-BxycZuLg>

Preparation: Preview video.

Instructions:

1. Enjoy this wonderful story about a boy taking care of sick animals on the farm!
2. Ask questions about the video, ex: "What did the boy feed the chickens when they got sick?" "What was the first animal that was sick?"



Farming in Sand

Materials: building blocks, plastic fruits, sand

Preparation: Prepare area. Gather materials.

Instructions:

1. Encourage your child to join you.
2. Say, "We are going farming!"
3. Discuss different types of foods farmers plant on the farm.



Brain Break. Go Bananas!

Materials: internet access, website:

<https://youtu.be/zFQWVN4xip0>

Preparation: Preview video. Find or create an open area.

Instructions:

1. Say, "We are going to get the wiggles out!"
2. Enhance the activity by doing the activity together and/or with family members.
3. Continue the activity if interest remains!




Sing Along: A Farmer's Life for Me

Materials: internet access, website:
<https://youtu.be/Sr1sQ7kGYIY>

Preparation: Preview video.

Instructions:

1. Say, "We are going to do a sing-along!"
2. Continue activity if interest remains.



Scarecrow


by Cynthia Rylant

Materials: internet access, website:
<https://youtu.be/mwet8QT0TIE>

Preparation: Preview video.

Instructions:

1. Enjoy this wonderful story about life on the farm from a scarecrow's point of view!
2. Ask questions about the video, ex: "What was the scarecrow made to look like?" "What did the crows like to do on the scarecrow?"



Farm Animals

Materials: Farm Animals template, pencil

Preparation: Print template.

Instructions:

1. Say, "We are going to write names of animals that live on a farm."
2. Encourage him to say and spell the name of each animal.
3. Encourage him to write the name of each animal. Assist when necessary.
4. Praise for effort!

	horse		sheep
	pig		hen
	cow		duck
	cat		dog
	mouse		goat

Friday Workout!

Materials: internet access, yoga mat, website:
<https://youtu.be/BDYd2qFR45o>

Preparation: Preview video. Find or create an open area.











Instructions:

1. Say, "We are going to going to get fit!"
2. Follow the instructions carefully.
3. Enhance the activity by doing the activity together and/or with family members.
4. Let's get fit!



Farm Animals Template

Write the word on the line.

	horse _____		sheep _____
	pig _____		hen _____
	cow _____		duck _____
	cat _____		dog _____
	mouse _____		goat _____