

# 5 YEAR OLD

---

Week

31

---

Smart Activities



SMART CHOICE. SMARTER CHILD.®

## Pumpkin: How Does it Grow (Part I)

**Materials:** internet access, website:  
<https://youtu.be/I3cc2QeSfWw>

**Preparation:** Preview video.

**Instructions:**

1. Watch the video with your child.
2. Say, "We are going to learn how pumpkins grow!"
3. Ask questions about the video, ex: "What are pumpkins used for?" "What is a pumpkin referred to?"



## Pumpkin Soup


by Helen Cooper

**Materials:** internet access, website:  
<https://youtu.be/IDax5kx2-Ks>

**Preparation:** Preview video.

**Instructions:**

1. Enjoy this wonderful story about friendship and soup with your child.
2. Ask questions about the video, ex: "What was the duck's job when making the soup?" "Which animal played the bagpipes?"



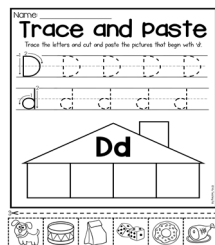
## Letter Dd, Trace and Paste

**Materials:** glue, pencil, scissors, Dd Trace and Paste template

**Preparation:** Print template. Gather materials.

**Instructions:**

1. Say, "We are going to write the letter Dd."
2. Model the formation of how to write letter Dd.
3. Encourage your child to write upper and lowercase Dd.
4. Praise for all efforts.



## Exercise Time Day 1

**Materials:** internet access, workout mat, website:

<https://youtu.be/-0DuHnxnH14>

**Preparation:** Preview video. Find or create an open area.

**Instructions:**

1. Say, "We are going to do our Monday exercises!"
2. Follow instructions carefully.
3. Enjoy getting fit!



## Pumpkin: How Does it Grow (Part II)

**Materials:** internet access, website:  
<https://youtu.be/I3cc2QeSfWw>

**Preparation:** Preview video.

**Instructions:**

1. Watch the video with your child.
2. Say, "We are going to learn how pumpkins grow!"
3. Ask questions about the video, ex: "What is the Cucurbita family?" "Who taught the Pilgrims how grow pumpkins?"



## The Pumpkin Patch


by Margaret McNamara

**Materials:** internet access, website:  
<https://youtu.be/6UE6-pSzH0E>

**Preparation:** Preview video.

**Instructions:**

1. Enjoy this wonderful story about a girl trying to find the perfect pumpkin!
2. Ask questions about the video, ex: "Where did Katie search to find the perfect pumpkin?" "Why was Katie's pumpkin perfect?"



## Pumpkin Math

**Materials:** pencil, Pumpkin Math template

**Preparation:** Print template. Gather materials.

**Instructions:**

1. Say, "We are going to do a math activity."
2. Say, "When we add, we make things bigger."
3. Encourage her to count pumpkins.
4. Encourage her to write correct answer in corresponding line.
5. Praise for effort.

	+		=	
	+		=	
	+		=	
	+		=	
	+		=	

## Exercise Time Day 2

**Materials:** internet access, workout mat, website:

<https://youtu.be/-0DuHnxnH14>

**Preparation:** Preview video. Find or create an open area.

**Instructions:**

1. Say, "We are going to exercise!"
2. Follow instructions carefully.
3. Enjoy getting fit!



## Pumpkin: How Does it Grow (Part III)

**Materials:** internet access, website:  
<https://youtu.be/I3cc2QeSfWw>

**Preparation:** Preview video.

**Instructions:**

1. Say, "We are continuing to learn how pumpkins grow!"
2. Ask questions about the video, ex: "What is a farmer's worst nightmare when growing pumpkins?" "What happens when pumpkins fade from orange to yellow?"



## Pumpkin Countdown (Part 1)


by Joan Holub (Part 1)

**Materials:** internet access, website:  
<https://youtu.be/LO8SnCyO7To>

**Preparation:** Preview video.

**Instructions:**

1. Enjoy this wonderful story about a class going on a fieldtrip to a pumpkin patch!
2. Ask questions about the video, ex: "How many children were in the class?" "How many cars arrived before the school bus?"




## Pumpkin Patterns

**Materials:** crayons, scissors, Pumpkin Patterns template

**Preparation:** Print template. Gather materials.

**Instructions:**

1. Say, "We are going to make a pattern."
2. Provide your child appropriate color crayons to create pattern.
3. Point to and say the color. Encourage him/her to say what the next color in the pattern is.
4. Praise for effort and assist when necessary.



## Exercise Time Day 3

**Materials:** internet access, workout mat, website:

<https://youtu.be/-0DuHnxnH14>

**Preparation:** Preview video. Find or create an open area.

**Instructions:**

1. Say, "We are going to do our Wednesday exercises!"
2. Follow instructions carefully.
3. Enjoy getting fit!



## Pumpkin: How Does it Grow (Part IV)

**Materials:** internet access, website:  
<https://youtu.be/I3cc2QeSfWw>

**Preparation:** Preview video.

**Instructions:**

1. Watch the video with your child.
2. Say, "We are continuing to learn how pumpkins grow!"
3. Ask questions about the video, ex: "What kind of pumpkins are good to make pumpkin pie?"



## Pumpkin Countdown (Part II)


by Joan Holub

**Materials:** internet access, website:  
<https://youtu.be/LO8SnCyO7To>

**Preparation:** Preview video.

**Instructions:**

1. Continue to enjoy this story about a class going on a fieldtrip to a pumpkin patch!
2. Ask questions about the video, ex: "How many steps does it take to grow a pumpkin?" "How many bees were making honey?"




## Writing the Letter Dd

**Materials:** pencil, Writing Letter Dd template

**Preparation:** Print template. Gather materials.

**Instructions:**

1. Say, "We are going to write the letter Dd."
2. Provide these materials to your child.
3. Encourage him/her to follow the instructions to make the letter Dd.
4. Praise for all efforts.



## It's Yoga Time

**Materials:** internet access, workout mat, website:

[https://youtu.be/iHoErQuFw\\_4](https://youtu.be/iHoErQuFw_4)

**Preparation:** Preview video. Find or create an open area.

**Instructions:**

1. Say, "We are going to do yoga poses!"
2. Follow instructions carefully.
3. Enjoy getting fit!





## Pumpkin: How Does it Grow (Part V)

**Materials:** internet access, website:  
<https://youtu.be/I3cc2QeSfWw>

**Preparation:** Preview video.

**Instructions:**

1. Watch the video with your child.
2. Say, "We are continuing to learn about pumpkins!"
3. Ask questions about the video, ex: "Why do most people buy pumpkins?" "Are pumpkins fruits? Why?"



## The Runaway Pumpkin


by Kevin Lewis

**Materials:** internet access, website:  
<https://youtu.be/QuOINjnu2Gc>

**Preparation:** Preview video.

**Instructions:**

1. Enjoy this wonderful story about a pumpkin's journey down a hill!
2. Ask questions about the story, ex: "Who thought about pumpkin soup when they saw the pumpkin rolling down the hill?"



## Pumpkin Cookies

**Materials:** mixing bowl, mixing spoon, template (Pumpkin Cookie Recipe)

**Preparation:** Wash hands prior and after activity. Gather materials. Prep area.

**Instructions:**

1. Preheat oven to 350 degrees F (175 degrees C). Combine flour, baking powder, baking soda, cinnamon, nutmeg, ground cloves, and salt; set aside.
2. In a medium bowl, cream together the 1/2 cup of butter and white sugar. Add pumpkin, egg, and 1 teaspoon vanilla to butter mixture, and beat until creamy. Mix in dry ingredients. Drop on cookie sheet by tablespoonfuls; flatten slightly.
3. Bake for 15 to 20 minutes in the preheated oven. Cool cookies, then drizzle glaze with fork.
4. To Make Glaze: Combine confectioners' sugar, milk, 1 tablespoon melted butter, and 1 teaspoon vanilla. Add ilk as needed, to achieve drizzling consistency.



## Go Bananas

**Materials:** internet access, website:  
<https://youtu.be/zFQWVN4xip0>

**Preparation:** Preview video. Find or create an open area.

**Instructions:**

1. Say, "We are going to get the wiggles out!"
2. Follow instructions carefully.
3. Enjoy!

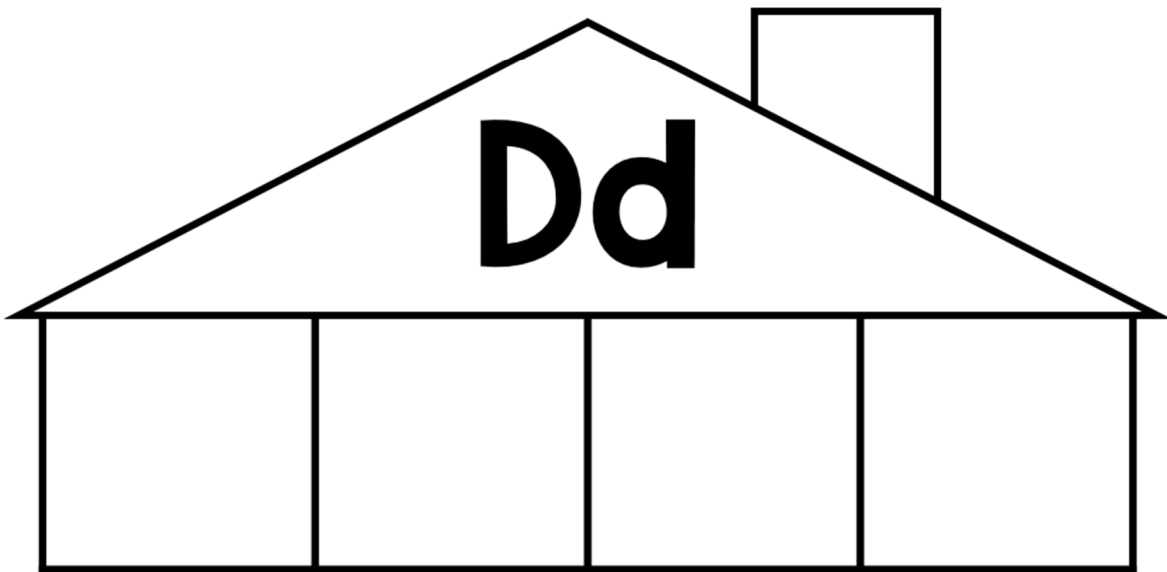
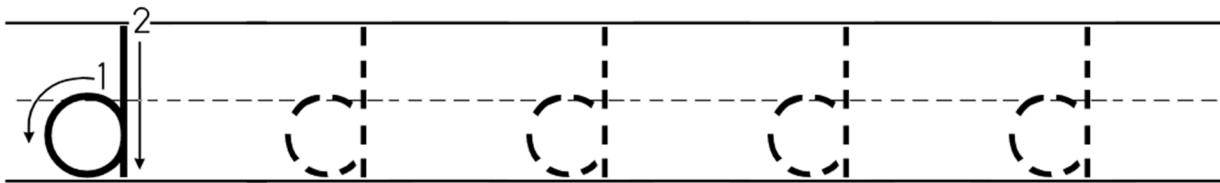
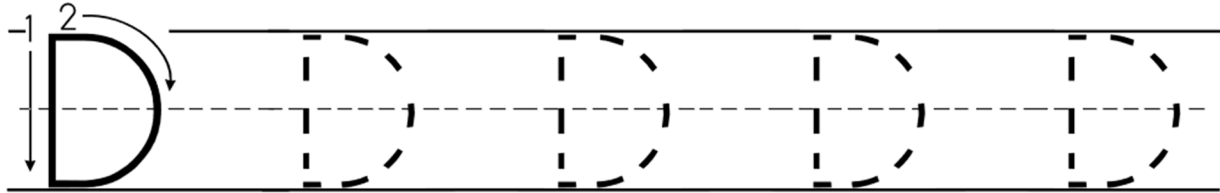


# Dd Trace and Paste Template


Name: \_\_\_\_\_

# Trace and paste











Trace the letters and cut and paste the pictures that begin with 'd'.



© My Teaching Pal



# Pumpkin Math Template

	$+$		$=$	
	$+$		$=$	
	$+$		$=$	
	$+$		$=$	
	$+$		$=$	



# Pumpkin Patterns Template

Name \_\_\_\_\_

**pumpkin**  
Patterns

Color, cut, and glue to complete the pattern.



# Writing Letter Dd Template

p

The image is a handwriting practice sheet for the letter 'D'. It features a large 'D' and 'd' at the top left with numbered arrows indicating stroke order: '1' for the vertical line and '2' for the curved part. To the right is a line drawing of a dolphin. Below these is the word 'Dolphin' in dotted letters for tracing. The main body of the page consists of three rows of tracing practice on a three-line grid (top blue, middle dashed, bottom red). The first row is for uppercase 'D', the second for lowercase 'd', and the third for lowercase 'd'. Each row starts with a solid letter showing stroke order, followed by four dashed versions for tracing. At the bottom center, the website address 'WWW.FASTSEOGURU.COM' is printed in red.

# Pumpkin Cookie Recipe

## Ingredients

2 ½ cups all-purpose flour  
1 teaspoon baking powder  
1 teaspoon baking soda  
2 teaspoons ground cinnamon  
½ teaspoon ground nutmeg  
½ teaspoon ground cloves  
½ teaspoon salt  
½ cup butter (softened)  
1 ½ cups white sugar  
1 cup canned pumpkin puree  
1 egg  
1 teaspoon vanilla extract  
2 cups confectioners' sugar  
3 tablespoons milk  
1 tablespoon melted butter