

PRE-K

Week

18

Smart Activities



SMART CHOICE. SMARTER CHILD.®

The Definitive History of Pirates

Materials: internet access, website:
<https://youtu.be/siCKjPCrNeQ>

Preparation: Preview video.

Instructions:

1. Say, "We are going to watch a video about the history of pirates."
2. Ask questions about the video, ex: "What were the 'Golden Years' of pirates?" "Where were the female pirates?" "Why did people become pirates?"



How I Became a Pirate


by Melinda Long

Materials: internet access, website:
https://youtu.be/y4m_BW5yddU

Preparation: Preview video.

Instructions:

1. Read this wonderful story about how a young boy became a pirate!
2. Ask questions about the story, ex: "What was the captain's name?" "Why were the pirates' teeth green?" "What type of food was not allowed onboard the ship?"



Sunken Treasure

Materials: beads, funnel, gold glitter, glue, gold sequins, water, water bottle

Preparation: Gather materials.

Instructions:

1. Have your child use a funnel to add sand to the plastic water bottle.
2. Then, have him/her add the selected treasure items to the water bottle using the funnel or freehand.
3. Use a funnel to add gold glitter.
4. Have your child add water to the bottle along with blue food coloring (optional).
5. Help him/her put on the bottle cap. You may want to hot glue it shut to prevent it from opening.



We are the Pirates

Materials: internet access, website:
<https://youtu.be/jx79dLuqPwQ>

Preparation: Preview video. Create or find an open area.

Instructions:

1. Say, "We are going to dance and sing like pirates!"
2. Encourage your child to sing along and dance with the music.
3. Continue activity if interest remains.



Facts About Pirates

Materials: internet access, website:

<https://youtu.be/pdJ-1Y7RRn8>

Preparation: Preview video.

Instructions:

1. Say, "We are going to watch a fact video about the pirates!"
2. Ask questions about the video, ex: "Who was one of the most feared pirates?" "What is another name for the skull and cross bone flag?"



Pirate Love Underpants

by Claire Freedman


Materials: internet access, website:

<https://youtu.be/-QCQJEmSado>

Preparation: Preview video.

Instructions:

1. Read this story about the quest for the fabled Pants of Gold.
2. Ask questions about the story, ex: "What was the name of the ship?" "What bridge did the pirates have to cross?" "Where were the Pants of Gold located?"



My Pirate Ship

Materials: construction paper, crayons, markers, pencil

Preparation: Gather materials.

Instructions:

1. Say, "We are going to draw our own pirate ship!"
2. While your child is drawing, discuss items that would be found on a pirate ship, ex: treasure chest, sails, flag, etc.



Silly Pirate Song

Materials: internet access, website:

<https://youtu.be/cBcrVzY4hDE>

Preparation: Preview video. Create or find an open area.

Instructions:

1. Say, "We are going to dance and sing like pirates!"
2. Encourage your child to sing along and try to follow the movements.
3. Continue activity if interest remains.



True Pirate Myths

Materials: internet access, website:

<https://youtu.be/p3fztn2roaw>

Preparation: Preview video.

Instructions:

1. Say, "We are going to watch a video about pirate myths that are actually true!"
2. Ask questions about the video, ex: "What did all pirates have to obey?" "How did pirates trick oncoming ships?"



Penguins Make Bad Pirates

by Kyle Logan and Michael Bruza

Materials: internet access, website:

<https://youtu.be/usMEVqz4CrU>

Preparation: Preview video.

Instructions:

1. Read this wonderful story about a pirate becoming honest.
2. Ask questions about the story, ex: "Why did the crew abandon the ship?" "What did the penguins love to do?" "What was Captain Crab Legs' favorite flavor?"



Lemon Ice

Materials: blender, cup, ice cubes (6-8), lemon juice (3 teaspoons), sugar (3 teaspoons)

Preparation: Prepare area and gather materials.

Instructions:

1. Say, "We are going to make lemon ice!"
2. Crush ice cubes in blender and place into a cup.
3. Sprinkle the sugar on top of the ice.
4. Pour the lemon juice on top of the sugar.
5. Using a spoon, mix the gooey lemon-sugar mixture into the ice.
6. Enjoy!!!



A Pirate You Shall Be

Materials: internet access, website:

<https://youtu.be/fyMATc7yjoQ>

Preparation: Preview video. Create or find an open area.

Instructions:

1. Say, "We are going to dance and sing like pirates!"
2. Encourage your child to sing along and follow the movements.
3. Continue activity if interest remains.



Pirates: True or False

Materials: internet access, website:

<https://youtu.be/DSto05tbZyQ>

Preparation: Preview video.

Instructions:

1. Say, "We are going to watch a true or false video about pirate myths!"
2. Ask questions about the video, ex: "What are some items pirates actually stole?" "Was it common for pirates to bury their treasures?"



Are Pirates Polite?

by Corrine Demas and Artemis Roehrig

Materials: internet access, website:

<https://youtu.be/BozsguXC27o>

Preparation: Preview video.

Instructions:

1. Listen to this read aloud story with your child.
2. Ask questions about the story, ex: "What did pirates think was weird but never pointed and stared?" "What did pirates always say after they took someone's treasure?"



Pirate Manners

Materials: construction paper, crayons, markers, pencil

Preparation: Gather materials.

Instructions:

1. After you have read the story, *Are Pirates Polite?*, discuss good manners with your child.
2. Encourage your child to create his/her own Pirate Code of Conduct.
3. Have your child illustrate his/her favorite scene in the story.



Pirate Yoga


Materials: internet access, website:

<https://youtu.be/GDwyVonx35Q>

Preparation: Preview video. Create or find an open area.

Instructions:

1. Say, "We are going to do some pirate yoga!"
2. Encourage your child to follow along.
3. Continue activity if interest remains



Pirates of Antigua

Materials: internet access, website:

<https://youtu.be/ahdH3Wvj7Uk>

Preparation: Preview video.

Instructions:

1. Encourage your child to join you.
2. Ask questions about the video, ex: "Where are the island of Antigua and Barbuda located?" "What is the name of the capital city?" "What was the name of the shipwreck?"



The Terrible Horrible Smelly Pirate

by Carrie Muller and Jacqueline Halsey


Materials: internet access, website:

<https://youtu.be/HODB5povKY0>

Preparation: Preview video.

Instructions:

1. Listen to this read aloud story with your child.
2. Ask questions about the story, ex: "How did the smelly pirate see the island of Big Thrum cap?"



Jolly Roger

Materials: craft sticks (5), glue, markers or paint (black, red), Jolly Roger Template

Preparation: Prepare area, gather materials, and print out template.

Instructions:

1. Say, "We are going to create our own Jolly Roger!"
2. Encourage your child to color or paint craft sticks (2 blk, 2 red).
3. Allow to dry. Then, have him/her glue the 4 sticks horizontally on the remaining craftstick.
4. Glue on the pirate skull template.



Adventure of Pirates

Materials: internet access, website:

<https://youtu.be/U-DpUnwftvM>

Preparation: Preview video. Create or find an open area.

Instructions:

1. Say, "We are going to listen to a silly song about pirates!"
2. Encourage your child to sing along and follow the movements.
3. Continue activity if interest remains



