

# 5 YEAR OLD

---

Week

17

---

Smart Activities



SMART CHOICE. SMARTER CHILD.®

## Dinosaur Exhibit

**Materials:** internet access, website:

<https://youtu.be/ZdFFWLEZtIA>

**Preparation:** Preview video.

**Instructions:**

1. Encourage your child to join you. Say, "We are going to learn about dinosaurs!"
2. Ask questions about the video, ex: "What is the only way we find out about dinosaurs?" "Why did the sculptures of dinosaurs contain springs?"



## Dinosaur Dig Berenstain Bears

by Jan and Mike Berenstain


**Materials:** internet access, website:

<https://youtu.be/TSzovZXzPU>

**Preparation:** Preview video.

**Instructions:**

1. Enjoy this story about two siblings' love of dinosaurs.
2. Ask questions about the story, ex: "What did sister bear and brother bear like learning about dinosaurs?" "Who was the head of the museum?"



## My Dinosaur Drawing

**Materials:** colored pencils, crayons, markers, pencil, Dinosaur Writing Template

**Preparation:** Gather materials.

**Instructions:**

1. Encourage your child to join you.
2. Give your child the paper and encourage him/her to draw and write a story.
3. Once completed, have your child share his/her story with you.



## Mimic a Dinosaur

**Materials:** Let's Move Like A Dinosaur spinner template, paper clip or brad

**Preparation:** Print template and put spinner together. Find or create an open area.

**Instructions:**

1. Encourage your child to join you.
2. Spin the wheel and move together.
3. Continue activity if interest remains.



## The Age of the Dinosaurs

**Materials:** internet access, website:

<https://youtu.be/e5BFR-E-ae0>

**Preparation:** Preview video.

**Instructions:**

1. Encourage your child to join you. Say, "We are going to learn about dinosaurs!"
2. Ask questions about the video, ex: "What period did the earliest dinosaurs exist?" "What animal today is a descendent of dinosaurs?"



## The Dinosaur Who Lost His Roar

by Russell Punter


**Materials:** internet access, website:

<https://youtu.be/ppyiuCyNGqY>

**Preparation:** Preview video.

**Instructions:**

1. Enjoy this read aloud book with your child.
2. Ask questions about the story, ex: "Why did Sid lose his voice?" "What did Sid do to get better?"



## My Dinosaur Fossil

**Materials:** salt, flour, water, rolling pin, toy dinosaur (or use sticks or toothpicks to make dinosaur footprints), internet access, website:

<https://www.allrecipes.com/recipe/240641/salt-dough/>

**Preparation:** Prepare salt dough using recipe at website above.

**Instructions:**

1. Remind your child what a paleontologist's job is and tell him/her you are going to make a fossil.
2. Have your child roll out the dough as flat as possible using a rolling pin or flattening with hands. Then, have him/her press the dinosaur into the dough.
3. Remove object and allow to air dry or bake in oven. (You can even paint it once it is dry.)



## Dino Movements

**Instructions:**

Encourage your child to join you for a dinosaur stretch.

**Triceratops:** Start on your hands and knees on the floor with hands flat against the ground and straighten your back. Hold for 5-10 breaths and then crawl around like a triceratops!

**T-Rex:** Stand with palms facing outward at your hips with feet together. Exhale and bend your knees; raise your arms upwards. Hold for 30 seconds, and then stomp around like a T-Rex!



## Fossil Gallery

**Materials:** internet access, website:

<https://youtu.be/bNQ4FGiaFRY>

**Preparation:** Preview video.

**Instructions:**

1. Encourage your child to join you. Say, "We are going to learn about dinosaurs!"
2. Ask questions about the video, ex: "What is the one thing we do not know about dinosaurs?" "What animal today is a descendent of dinosaurs?" "What do scientists utilize to create models of dinosaurs?"



## How Do Dinosaurs Stay Friends

by Jane Yolen


**Materials:** internet access, website:

<https://youtu.be/jyaXjZFKFHw>

**Preparation:** Preview video.

**Instructions:**

1. Enjoy this story about friendship.
2. Ask questions about the story, ex: "What did a dinosaur help his mother make?" "What did two dinosaurs give at the same time?"



## Dinosaur Count

**Materials:** My Dinosaur Counting and Pattern Book (included), pencil, crayons, scissors

**Preparation:** Print the My Dinosaur Counting and Pattern Book.

**Instructions:**

1. Encourage your child to join you.
2. Talk about patterns and numbers 1-10.
3. Give your child the book and let him/her work on the book and cut out the dinosaurs. Help as needed.
4. Then, color all the dinosaurs.



## Mimic a Dinosaur Repeat

**Materials:** Spinner Template "Let's Move Like A Dinosaur," paper clip or brad

**Preparation:** Clear an area, print template, and put spinner together.

**Instructions:**

1. Encourage your child to join you.
2. Spin the wheel and move together.
3. Continue as long as interest remains.



## Where Dinosaurs Walked

**Materials:** internet access, website:

[https://youtu.be/wkMgfvAen\\_0](https://youtu.be/wkMgfvAen_0)

**Preparation:** Preview video.

**Instructions:**

1. Encourage your child to join you. Say, "We are going to learn about dinosaurs!"
2. Ask questions about the video, ex: "What is the official state dinosaur for Texas?" "How long does it take for Park Rangers to clean the dinosaur tracks?"



## Dinosaurs Love Underpants

by Claire Freedman


**Materials:** internet access, website:

<https://youtu.be/Y-QiRX0J2tU>

**Preparation:** Preview video.

**Instructions:**

1. Enjoy this funny read aloud story with your child.
2. Ask questions about the story, ex: "How did Triceratops wear it's underwear?" "Why was Diplodocus mad?"



## Dinosaur Feet

**Materials:** 2 empty tissue boxes, green and brown construction paper, glue stick, scissors, marker

**Preparation:** Gather materials.

**Instructions:**

1. Encourage your child to join you.
2. Wrap the boxes with the green paper and glue. Then, help your child make triangle shapes for claws to cut out and glue. Stomping Time!



## Dinosaur Dance

**Materials:** internet access, website:

<https://youtu.be/Imhi98dHa5w>

**Preparation:** Preview video and find an open space.

**Instructions:**

1. Encourage your child to join you.
2. Turn on the video and have your child follow along to stomp, sing, and act like a dinosaur.



## What Happened to the Dinosaurs?

**Materials:** internet access, website:  
<https://youtu.be/oXwoy-Ce1ZE>

**Preparation:** Preview video.

**Instructions:**

1. Encourage your child to join you. Say, "We are going to learn about dinosaurs!"
2. Ask questions about the video, ex: "What is a giant rock floating through space called?" "What is soot?" "What are the two theories scientist think lead to the extinction of dinosaurs?"



## How to Grow a Dinosaur


by Caryl Hart

**Materials:** internet access, website:  
<https://youtu.be/AtP9Ja9xMgQ>

**Preparation:** Preview video.

**Instructions:**

1. Encourage your child to join you.
2. Watch the video together.
3. Then ask questions, ex: "When he woke up the next morning what happened?" "What kind of tree did he find?" "What dinosaurs did he see?"



## Dinosaurs, Yummy!

**Materials:** frozen waffles, pineapple (fresh), 1 cheese stick, 4 chocolate chips, 2 dried cranberries, 2 white chocolate chip, 2 vanilla wafers (be creative)

**Preparation:** Gather ingredients.

**Instructions:**

1. Encourage your child to join you.
2. Make a dinosaur waffle together like the picture below.
3. While eating, talk about dinosaur facts.



## Dinosaur Hopscotch

**Materials:** T-Rex Footprint template (included), foam sheets (variety of colors) or paper, marker, scissors

**Preparation:** Print template and trace footprint at least 10 times. Cut out and place in a safe are to hop.


**Instructions:**

1. Show your child the footprints and say, "We are going to jump on the T-Rex footprints."
2. When jumping on the footprints, have your child count the footprints for one round, identify colors on a second round, and then rearrange for a new hopping pattern.



## Dinosaur Writing

### If Dinosaurs Were Still Here...



---

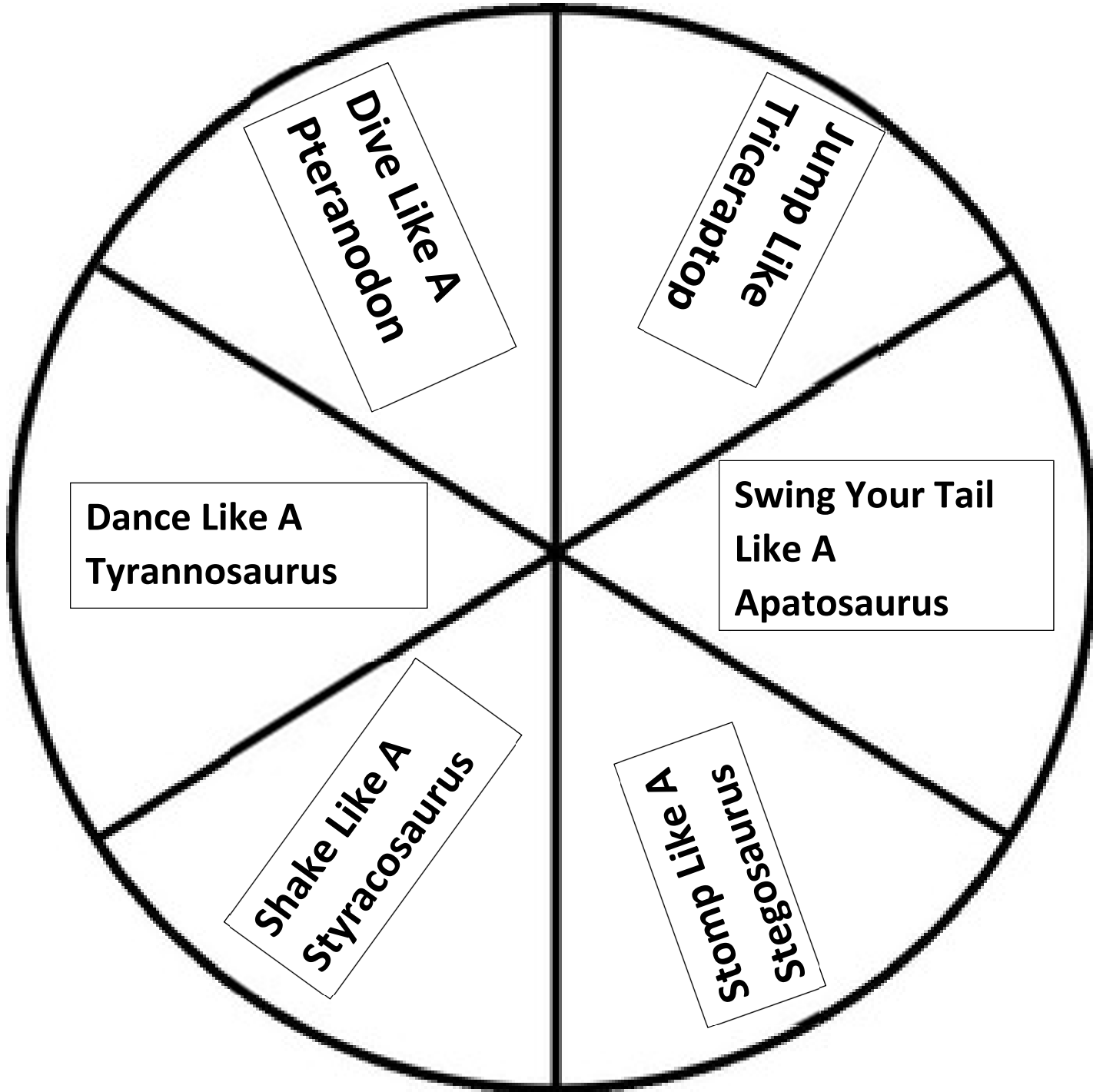
---

---

---

---


**Let's Move Like a Dinosaur!**





Counting Dinosaurs

# My Dinosaur Counting and Pattern Book



# Counting Dinosaurs


Make an AB Pattern- What Comes Next (*See sheet to cut out dinosaurs*)



---



---




---



---

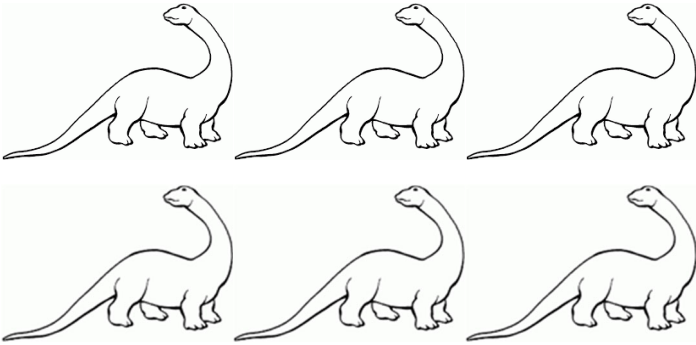
# Counting Dinosaurs

How Many Dinosaurs Do You See? Write the correct number.





---

---



---


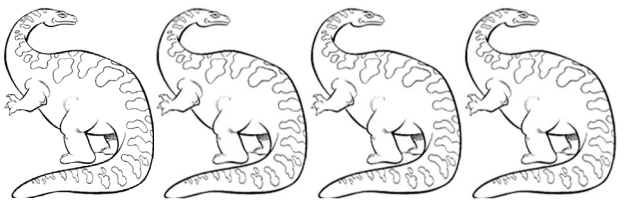



---



---


---

# Counting Dinosaurs





# Counting Dinosaurs

Make an AB Pattern (See last sheet to cut out dinosaurs)





# Counting Dinosaurs

What Comes Next – Cut out correct picture



# Counting Dinosaurs

Make an AB Pattern – Cut out correct picture



T-Rex Footprint

